

Republic of the Union of Myanmar  
Ministry of Education



Non-Formal Primary Education

**Level 2**  
**English**

2015

## အမှတ်စာ

ဘာသာစကားတစ်ခုကိုသင်ယူမှုခြင်ရာယင်ဘာသာစကားကိုအသုံးပြု၍ နားထောင်တတ်ရန်၊ ပြောတတ်ရန်၊ ဖတ်တတ်ရန်နှင့် ရေးတတ်ရန်အတွက်ဖြစ်ပါသည်။ အင်္ဂလိပ်စာသည် ဘာသာစကား တစ်ခုဖြစ်ပါသည်။ သို့ဖြစ်၍ အင်္ဂလိပ်ဘာသာစကားကိုအသုံးပြု၍ နားထောင်တတ်ရန်၊ ပြောတတ်ရန်၊ ရေးတတ်ရန်နှင့် ဖတ်တတ်ရန်သင်ယူသူများကိုလေ့ကျင့်ပို့ချပေးသင်ပေးရမည်ဖြစ်ပါသည်။ အဆိုအလာ အားဖြင့် ဖတ်တတ်၊ ရေးတတ်ရန် သင်ကြားပေးလေ့ရှိသော်လည်း ပြောတတ်၊ နားထောင်တတ်ရန် သင်ကြားပေး၍ အားရည်ကြပါသည်။ ထို့ကြောင့် ဤစာအုပ်တွင်ဘာသာစကားတစ်ခုသင်ကြားခြင်း၌ မရှိမဖြစ်လိုအပ်သော ဘာသာစကားကျွမ်းကျင်မှုပေးရန်လေ့ကျင့်သင်ယူသူများရရှိနိုင်ရန် စီစဉ်ပြု ရထားပါသည်။ ဤစာအုပ်၌မရှိသော လေ့ကျင့်ခန်းများအားလုံးကိုသင်ယူသူများပြုလုပ်ကြရန် လိုအပ်ပါ သည်။ ကျွမ်းကျင်မှုများရရှိနိုင်ရန်လေ့ကျင့်မှုများပြုလုပ်ရမည်ဖြစ်ပါသည်။ သင်ယူသူများ၏ ဖတ်စုံ၊ ကျင့်သုံးစွဲရာသာ အင်္ဂလိပ်အက္ခရာများ၊ စာလုံးများ၊ ဝါကျများကိုလည်း အသုံးပြု၍ သင်ကြား ပေးရန်ဖြစ်ပါသည်။ အနားအကြား၊ အပြောအဖတ်၊ အရေးအသားကျော်မှုများ ရရှိရန် ယေဘုယျ သင်ကြားရမည်ကိုဆက်လက်ဖော်ပြပါမည်။ အနားအကြားကျွမ်းကျင်မှုအတွက် ကာလဆက်ခံမှုကို အကြိမ်ကြိမ်ခွင့်ပြုခြင်း၊ (ဆိုမဟုတ်)သင်ပြသူကမှန်ကန်သော အသံထွက်၊ အသံ အရေးအသားဖြင့် ရှင်းလင်းရှင်းလင်းသော သင်ယူသူများအားလုံးကြားရန် အကြိမ်ကြိမ်ရှင်းဆိုခြင်း၊ ဖတ်ပြခြင်း၊ ပြလုပ် ရမည်ဖြစ်ပါသည်။ အင်္ဂလိပ်မူနာစာတင်ခြင်းမပြုရန်ရွတ်ဆိုပြသော စကားလုံး၊ စကားစုများ၏ အင်္ဂလိပ်ကိုပေါ်လွင်စေသော ပစ္စည်းစစ်၊ ရုပ်ပုံကားများ၊ သင်ပုန်းစသည့် စဉ်းစားသော ပုံများ၊ ဇာန်အမူအရာများ စသည်တို့ကိုအသုံးပြုရမည်ဖြစ်ပါသည်။ အပြော၊ အဖတ်နှင့် အရေး အသားကျွမ်းကျင်မှုများ အတွက် သင်ကြားရမည့် အဆင့်လုံးဆင့်ရှိပါသည်။ ပထမအဆင့်မှာသင်ပြသူက မူရင်းဆိုခြင်း၊ ဖတ်ပြခြင်း၊ ရေးပြခြင်းတို့ကိုသင်ယူသူများ၊ အကျွမ်းတဝင်ဖြစ်သည်အထိ အကြိမ်ကြိမ် ပြလုပ်ရပါမည်။ ဒုတိယအဆင့်မှာသင်ယူသူများသည် တစ်တန်းလုံး၊ အုပ်စုလိုက်၊ တစ်ဦးချင်း (သင်ယူသူအားရည်သွှေ) အလိုက်သင်ပြသူများကမှန်ကန်သော ဖတ်ပြခြင်း၊ ရေးပြခြင်း၊ ပြလုပ်ရပါမည်။ တတိယအဆင့်အရေးပြခြင်း သင်ယူသူများကိုယ်တိုင်သင်ယူပါမှ သင်ယူမှုဖြစ်ထွန်းမည် ဖြစ်ပါသည်။ သင်ယူသူများကိုယ်တိုင် အင်္ဂလိပ်ဘာသာစကားအသုံးပြု၍ နားထောင်ခွင့်၊ ပြောခွင့်၊ ဖတ်ခွင့်၊ ရေးခွင့်ပေးရန် ဖြစ်ပါသည်။ ဆက်လက်၍ သင်ယူသောသော အင်္ဂလိပ်အက္ခရာများ၊ စကားလုံးများ၊ စကားစုများ၊ ဝါကျများကို အသုံးပြု၍ သင်ယူသူပြောလို၊ ရေးလိုမည့် အကြောင်းအရာများကို ခန့်တီးပြောရန်၊ ရေးရန်အတွက် သင်ပြသူဆရာက အခွင့်အလမ်းပေး၍တိုက်တွန်း၊ အားပေးရန် ဖြစ်ပါသည်။

## CONTENTS

Unit	Description	Page
1	Uncountable Nouns	1
2	Can/ Can't	5
3	Like	10
4	These, Those	15
5	Please/ Please don't	20
6	me, you, him, her, it, us, them	23
7	many, much, some, no	27
8	Is there —?/ There is—/ There isn't—.	30
9	Are there —?/ There are—/ There aren't—.	33
10	to bed, to school, etc.	36
11	May I—?	41
12	a teacher, a nurse, etc.	44
13	Adjectives	50
14	very	57
15	Comparison of Adjectives	60
16	Superlative of Adjectives	64
17	Here it is / Here they are.	67
18	The Simple Present Tense	70
19	The Simple Past Tense	75
20	The Future Tense	80
21	Adverbs (1)	83
22	Adverbs (2) always, usually, sometimes, never	86
23	What time is it?	89
24	A week days	92
25	What/ Whose/ Where/ When/ How	95
26	Reading passage	98
27	Myself	100
28	Daily Usage	103

## UNIT - 1

### Uncountable Nouns



This is a sheet of paper.



This is a glass of water.



This is a packet of tea.



This is a bottle of milk.



This is a cake of soap.



This is a tin of coffee.



This is a piece of fish.



This is a packet of coffee mix.



This is a bowl of soup.



This is a piece of chalk.

## Activities

### Listening Skills

I. Listen and fill in the suitable column.

နားထောင်၍ သင့်လျော်သောကော်လံတွင်ဖြည့်ပါ။ ဆရာ/မ သည် သင်ခန်းစာပါ  
**Uncountable noun** မှာသောဟာ အခြားသင့်လျော်သော **Uncountable noun**  
 များကိုပါ ရွတ်ဆိုပေးနိုင်ပါသည်။

e.g. paper, etc.

a piece of	a bottle of	a glass of	a packet of	a tin of
paper				

### Speaking Skills

II. Ask and answer orally as in example.

ဆောက်တွင်ခေါ်ပြထားသည့်အတိုင်း သူငယ်ချင်းနှင့်အတူ တစ်လူညှိစီမှများကို  
 တက်ဖြင့်ထောက်၍ အပေး၊ အဖြေပြလုပ်ပါ။

e.g. A: Look at number 1. What is this?

B: This is a bottle of ink.

				
1.	2.	3.	4.	5.

## Reading Skills

### III. Read and match.

ဖတ်၍ ယှဉ်တွဲပါ။

1. This is a piece of chalk.
2. This is a bowl of soup.
3. This is a cup of tea.
4. This is a piece of cake.
5. This is a bottle of oil.

☐


a



b



c



d



e

## Writing Skills

### IV. Fill in the blanks.

ကွက်လပ်မြွှာညှိပါ။

1. ch\_\_k

6. c\_\_f\_\_ee

2. w\_\_t\_\_r

7. b\_\_t\_\_l\_\_

3. m\_\_k

8. s\_\_a\_\_

4. p\_\_p\_\_r

9. f\_\_s\_\_

5. pa\_\_k\_\_t

10. gl\_\_s\_\_

### V. Look and write.

ကြည့်၍ ရေးပါ။



a.



b.



c.



d.



e.



f.

What is this?

a. \_\_\_\_\_

b. \_\_\_\_\_

c. This is a piece of chicken.

d. \_\_\_\_\_

e. \_\_\_\_\_

f. \_\_\_\_\_

- VI. Look at the pictures and answer the question.

မှန်ကန်ကြောင်း ဖော်ပြချက်ကိုဖြည့်ပါ။

What do you see in the basket?



1. I see a bottle of water in the basket.

2. \_\_\_\_\_

3. \_\_\_\_\_

4. \_\_\_\_\_

5. \_\_\_\_\_

6. \_\_\_\_\_

7. \_\_\_\_\_

အိ အိ အိ အိ အိ

## UNIT - 2

### Can/ Can't



1. Teacher: Look at the picture.  
Can you see an elephant?  
Student: Yes, I can.
2. Teacher: Can you see a dog?  
Student: No, I can't.
3. Teacher: Can you see a snake?  
Student: Yes, I can.
4. Teacher: Can you see a cat?  
Student: No, I can't.
5. Teacher: Can you see a monkey?  
Student: Yes, I can.

မှတ်ချက်။ ဆရာနှင့်ကလေး တစ်ယောက်တည်း အမေးအဖြေပြုလုပ်ပါမည်။  
နှစ်ယောက်ရာဘီရွာရန်ပျားကိုဝေမည်။ ထည့်သွင်းမေးနိုင်ပါသည်။



## ACTIVITIES

### Listening, Speaking and Writing Skills

- I. Ask and answer in pair and write down the answers in the table.

ကျောင်းသားနှစ်ဦးက မြန်မာလူနဲ့အစမ်းအဖြေပြိုင်ပွဲဝင်ဖို့စမ်းသွားကာ အဖြေဆိုသူကြောသည့် အဖြေများအတိုင်းနှင့် မိမိတို့ယူဆချက်ကိုပါစာသားတွင်ရေးပါ။

Question	Friend's answer	Comment
1. Can you sing?	e.g. Yes, I can. (or) No, I can't.	e.g. He/She can . (or) He/She can't.
2. Can you ride a bicycle?		
3. Can you cook?		
4. Can you climb a tree?		
5. Can you swim?		
6. Can you make clothes?		
7. Can you drive a bullock cart?		

### Reading Skills

- II. Tick (✓) or cross (✗).

အမှန် (✓) သို့မဟုတ် အမှား (✗) ခြစ်ပါ။

1.



I can swim.

1. \_\_\_\_\_

2.



She cannot hear.

2. \_\_\_\_\_

3.



He cannot see.

3. \_\_\_\_\_

4.



Moe Thu can sing.

4. \_\_\_\_\_

5.



Mother can't cook.

5. \_\_\_\_\_

### Writing Skills



III. Fill in the blanks with 'can' or 'cannot'.

'can' သို့မဟုတ် 'cannot' ကိုသုံး၍ကွက်လပ်ပြည့်ပါ။

1. Birds \_\_\_\_\_ fly.
2. Cats \_\_\_\_\_ drive a car.
3. Snakes \_\_\_\_\_ walk.
4. Fish \_\_\_\_\_ swim.
5. Dogs \_\_\_\_\_ run.

IV. Look and write the correct answer as in example.

ဥပမာအားဖြင့် နမူနာအတိုင်း ကြည့်၍ရေးပါ။

1.		Can Aye Aye ride a bicycle? Yes, she can.
2.		Can he walk? No, he can't.

3.		<p>Can the men carry the box?</p> <p>_____</p>
----	---	--

4.		<p>Can you see the bird?</p> <p>_____</p>
----	---	---

5.		<p>Can Su Mon sing?</p> <p>_____</p>
----	---	--------------------------------------

V. Change into question and negative as in example.

မေးခွန်းပုံစံသို့ ပြောင်းလဲရေးပါ။

1. I can speak in English.  
 Can you speak in English? (question)  
 I can't speak in English. (negative)

2. Kyaw Kyaw can play a guitar.  
 \_\_\_\_\_? (question)  
 \_\_\_\_\_ (negative)

3. Aye Myat can dance.  
 \_\_\_\_\_? (question)  
 \_\_\_\_\_ (negative)

3. U Zaw can drive a bus.

\_\_\_\_\_? (question)

\_\_\_\_\_ (negative)

4. Phyu Phyu can draw a map.

\_\_\_\_\_? (question)

\_\_\_\_\_ (negative)

### Writing and Speaking Skills

- VI. Pair work: Write a sentence of 'what you can do' and a sentence of 'what you cannot do'. Then say to your partner.

သင်ပြုလုပ်နိုင်သော အပြုအမူပြုပါက တွက်ကြောင်းနှင့် သင်မပြုလုပ်နိုင်သော  
အပြုအမူပြု ပါက တွက်ကြောင်းရေးပါ။ သင်၏ အလွယ်ဆုံးနှင့် အပြန်အလှန်ပြောပါ။

---



---

# UNIT - 3

## Like















Su Mon



Ko Ko



Ma Ma and Nyi Nyi

 ✓	 ✓	 ✗	 ✓
 ✓	 ✗	 ✓	 ✓
 ✓	 ✓	 ✓	 ✗

- Su Mon likes TV.  
 She likes cassette player.  
 Su Mon likes TV and cassette player.  
 Su Mon doesn't like football.  
 She likes swimming.  
 Su Mon doesn't like football but she likes swimming.
- Ko Ko likes football.  
 He likes swimming.  
 Ko Ko likes football and swimming.  
 Ko Ko likes TV.  
 Ko Ko doesn't like cassette player.  
 Ko Ko doesn't like cassette player but he likes TV.

3. Ma Ma and Nyi Nyi like TV.  
 They like cassette player.  
 Ma Ma and Nyi Nyi like TV and cassette player.  
 Ma Ma and Nyi Nyi like football.  
 Ma Ma and Nyi Nyi don't like swimming.  
 Ma Ma and Nyi Nyi don't like swimming but they like football.

## ACTIVITIES

### Listening Skills

- I. Teacher or a student says 5 sentences of what he/ she likes and doesn't like to the students. Then students listen and write in the correct column.

ဆရာ/မ (သို့) ကျောင်းသားတစ်ဦးသည် မိမိနှစ်သက်သောအရာနှင့် မနှစ်သက်သော အရာ ၅ ခုကို ကျောင်းသားများအားပြောပြပါ။ ကျောင်းသားများက နားထောင်၍ မှန်သော ကော်လံတွင်ဖြည့်ပါ။

e.g. I like sweet.  
 I don't like banana.



like	don't like
sweet,	banana,

### Speaking Skills

- II. Look and ask in pair as in example.

ပုံကိုကြည့်၍ ပေးထားသော နမူနာအတိုင်း သူငယ်ချင်းနှင့် အပြန်အလှန် အမေးအဖြေပြုလုပ်ပါ။



e.g. Do you like fish? Yes, I do. I like fish. (or) No, I don't. I don't like fish.

## Reading Skills

III. Read the sentences and complete the table.

စာကြောင်းများကိုဖတ်၍ဇယားတွင်ဖြည့်စုံစွာရေးပါ။

Su Mon, Ko Lay and Hnin are friends.








1. Su Mon likes  but she doesn't like .
2. Ko Lay doesn't like  but he likes .
3. Hnin doesn't like  but she likes .

Names	likes.....	doesn't like.....
Su Mon	fish	chicken
	ice-cream	
Hnin		

## Writing Skills

IV. Fill in the blanks with 'like' or 'don't like'.

လွှက်ထပ်တွင် 'like' သို့မဟုတ် 'don't like' ဖြည့်ပါ။

1. I \_\_\_\_\_  .
2. I \_\_\_\_\_  .
3. I \_\_\_\_\_  .
4. I \_\_\_\_\_  .
5. I \_\_\_\_\_  .
6. I \_\_\_\_\_  .
7. I \_\_\_\_\_  .

8. I \_\_\_\_\_



.

9. I \_\_\_\_\_



.

10. I \_\_\_\_\_



.

V. Look and write correct sentences as in example.

ပေးထားသောပုံများကို ကြည့်၍ မှန်ကန်သောကြောင်းမမှန်ကန်ကြောင်းကို ခြုံငုံစာတင်ရေးပါ။

1. Soe Soe



(a) Soe Soe likes ice-cream.

(b) Soe Soe doesn't like egg.

(c) Soe Soe likes ice-cream but she doesn't like egg.

✓ ✗

2. Ko Moe



(a) \_\_\_\_\_

(b) \_\_\_\_\_

(c) \_\_\_\_\_

✓ ✗

3. Mya Mya



(a) \_\_\_\_\_

(b) \_\_\_\_\_

(c) \_\_\_\_\_

✓ ✗

4. Sander



(a) \_\_\_\_\_

(b) \_\_\_\_\_

(c) \_\_\_\_\_

✓ ✗



5. Yu Mon	
	
✓	✗

- (a) \_\_\_\_\_  
 (b) \_\_\_\_\_  
 (c) \_\_\_\_\_

VI. Write two sentences each on what you like and don't like.

သင်နှစ်သက်သောအရာနှင့် မနှစ်သက်သောအရာအကြောင်းကိုရှုနှစ်ကြောင်းစီ  
 ရေးပါ။

---

---

---

---

# UNIT - 4

## These, Those

Listen and repeat.












## ACTIVITIES

### Listening Skills

- I. Listen and write the serial numbers 1, 2, 3, etc. Number 1 is done for you as an example.

ဆရာမ ရွတ်ပြသည်ကို နားထောင်၍ ပုံများ၌ အမှတ်စဉ် ၁၊ ၂၊ ၃ စသည်ဖြင့် တင်ပါ။ အမှတ်စဉ် ၁ ကို နမူနာပြုလုပ်ပေးထားပါသည်။

e.g. Those are bicycles.

	<div>1</div>  
	 
	 

## Speaking Skills

II. Look and say by using "These" and "Those".

ပုံကိုကြည့်၍ "These" နှင့် "Those" ကို သုံး၍ ဆက်ပြောဆိုပါ။

1.



2.



3.



## Reading Skills

III. Read and circle.

ဖတ်၍ ဝိုင်းပါ။

1.



These / Those are ducks.



These / Those are fish.



These / Those are dogs.



These / Those are birds.



These/ Those are plums and these / those are mangoes.



These / Those boats are small but these/ those boats are big.



These / Those rulers are long but these/ those rulers are short.

## Writing Skills

### IV. Fill in the blanks.

ကျွန်ုပ်တို့၏အခြေခံပုံများ

1.



These are trishaws and  
those \_\_\_\_\_ bicycles.



2.



\_\_\_\_\_ girls and  
\_\_\_\_\_ boys.



3.



\_\_\_\_\_ oranges and  
\_\_\_\_\_ apples.



4.



\_\_\_\_\_

\_\_\_\_\_



5.



\_\_\_\_\_

\_\_\_\_\_



## UNIT - 5

### Please/ Please don't

Listen and repeat.



## A rhyme to learn

Don't run across the road.

Stop and look.

Don't write on the wall.

Write in your book.

Don't run in school.

Always walk.

Listen to the teacher.

Please don't talk.

## ACTIVITIES

### Reading Skills

#### I. Match the sentences.

ဝေါကြောင်းများကို ယှဉ်တွဲပါ။

- |                                      |                     |
|--------------------------------------|---------------------|
| 1. Please don't touch the dog.       | It's cold.          |
| 2. Please don't shut the window.     | Father is sleeping. |
| 3. Please don't make a noise.        | It's dangerous.     |
| 4. Please don't run across the road. | It's dirty.         |
| 5. Please don't open the window.     | It's hot.           |

### Speaking and Writing Skills

#### II. Look, say and write by using *Please* or *Please don't*.

ပုံကိုကြည့်ပြီး *Please* သို့မဟုတ် *Please don't* ကိုသုံး၍ ခြေသုံး ဝေပေးပါ။

1.



\_\_\_\_\_ listen to me.



2.



\_\_\_\_\_ run across the road.

3.



\_\_\_\_\_ fight.

4.



\_\_\_\_\_ walk on the pavement.

5.



\_\_\_\_\_ write in your book.

### Listening Skills

III. Act according to teacher's instructions.

ဆရာ/မပြောသည့်အတိုင်းလိုက်လုပ်ပါ။

(Teacher's instructions are mentioned in the Teacher's manual.)

(ဆရာ/မ အသုံးပြုသည့်သွင်ကြီးဆရာကပြောဆိုသောစကားများကိုအတိုင်းလိုက်လုပ်ပါ။)

## UNIT - 6

me, you, him, her, it, us, them

Listen and repeat.

1.



I am speaking to Aye Aye.  
I am speaking to her.  
I am speaking to Kyaw Kyaw.  
I am speaking to him.

2.



I am speaking to you.  
You are listening to me.

3.



I am carrying a kitten.  
I am carrying it.

4.



Listen to me, children.  
I am teaching you.  
Yes, you are teaching us.

5.



I am teaching the children.  
I am teaching them.

## ACTIVITIES

### Reading Skills

I. Read the sentences aloud choosing the right word.

မှန်ကန်သော စကားလုံးတစ်ခုစီကို ခွဲ၍ ဝါကျများကိုအသံထွက်ပေါ်ပြပါ။

1. I am touching (she/ her/ he).
2. We are listening to (he/ him/ we).
3. She is carrying (I/ her/ I).
4. He is helping (we/ they/ us).
5. He is sitting near (I/ we/ me).
6. She is talking to (they/ them/ we).
7. She is pointing to (you/ they/ we).

### Writing Skills

II. Copy the sentences in your exercise book filling in the blanks with *me/ you/ him/ her/ it/ us/ them*.

မှန်ကန်သောစကားလုံးဖြင့် ကွက်လပ်များကိုဖြည့်ပြီး ခေတ္တကွင်းခန်းစာစုစုများတွင် ကူးရေးပါ။

1. Please listen to me. I am talking to \_\_\_\_\_.
2. Zaw Zaw is my friend. I am sitting near \_\_\_\_\_.
3. This is Aye Aye. I am touching \_\_\_\_\_.
4. May San has a kitten. She is carrying \_\_\_\_\_.
5. We are listening to the teacher. She is talking to \_\_\_\_\_.
6. Kyaw Kyaw and Zaw Zaw are working and I am helping \_\_\_\_\_.

### Speaking Skills

III. Fill in the blanks with correct words and say.

ကွက်လပ်များကို ဖြည့်၍ ပြောပါ။

1.



Look at her.  
She is writing.

2.



Look at \_\_\_\_\_.  
She is drinking.

3.



Look \_\_\_\_\_.  
He is \_\_\_\_\_.

4.



\_\_\_\_\_  
They are \_\_\_\_\_.

5.



\_\_\_\_\_  
I can ride.

6.



\_\_\_\_\_  
We are reading.

## Listening Skills

IV. Listen and tick (✓).

မှားသောစကားမျိုး(✓)ခြစ်ပါ။

(သရုပ်ဖော်ပုံများကိုသင်တန်းစာအုပ်တွင်ဖော်ပြထားပါသည်။)

1. (a)



(b)



2. (a)



(b)



3. (a)



(b)



4. (a)



(b)



## UNIT - 7

many, much, some, no

Listen and repeat.



many apples



much smoke



some apples



some smoke



no apples



no smoke

### ACTIVITIES

#### Listening Skills

I. Listen and tick (✓) or cross (X).

နားထောင်ပြီး သေချာ(✓) သို့မဟုတ် သမား(X) ဖြစ်ပါ။ (ဆရာဝန်ရမည့်မိကျမှူးကို သင်တန်းသက်ဖွဲ့တွင် မဟိပြထားပါသည်။)

1. ☐ 2. ☐ 3. ☐ 4. ☐ 5. ☐ 6. ☐ 7. ☐

## Speaking Skills

II. Look and say by using *much/ many/ some/no*.

စုံစုံကကဆုံကိုကြည့်ပြီး *much/ many/ some/no* တို့ကို အသုံးပြု၍ဆိုပါ။



e.g. no apple



\_\_\_\_\_ flowers



\_\_\_\_\_ sand



\_\_\_\_\_ glasses



\_\_\_\_\_ milk



\_\_\_\_\_ juice



\_\_\_\_\_ apples

## Reading and Writing Skills

III. Read the passage and fill in the blanks.

စာဖတ်ပြီးနောက် ကွက်လပ်ပြည့်ပါ။

There are many trees in the garden. Ten trees have many flowers. Three trees have some flowers but only one tree has no flower. There is much water in the bucket to water the trees.

1. There is \_\_\_\_\_ water in the bucket.
2. Ten trees have \_\_\_\_\_ flowers.
3. One tree has \_\_\_\_\_ flower.
4. Three trees have \_\_\_\_\_ flowers.
5. There are \_\_\_\_\_ trees in the garden.

IV. Fill in the blanks with *many* or *much*.

ကွက်လပ်တွင် *many* သို့မဟုတ် *much* ဖြည့်ပါ။

1. She has \_\_\_\_\_ flowers.
2. There is \_\_\_\_\_ sand.
3. There is \_\_\_\_\_ smoke.
4. There are \_\_\_\_\_ glasses.

V. Look at the pictures and fill in the blanks with *many*/ *much*/ *some*/ *no*.

ဓာတ်ပုံကြည့်ပြီး ကွက်လပ်တွင် *many*/ *much*/ *some*/ *no* သို့မဟုတ် ဖြည့်ပါ။



1. There is \_\_\_\_\_ rice in the bowl.
2. There is \_\_\_\_\_ milk in the bottle.
3. There is \_\_\_\_\_ water in the glass.
4. There are \_\_\_\_\_ books on the table.



## UNIT - 8

Is there —? / There is — / There isn't —.

Listen and repeat.



Is there a book on the table?

Yes, there is.

Is there a pencil on the table?

No, there isn't.



Is there a cat in the basket?

Yes, there is.

Is there a dog in the basket?

No, there isn't.



Is there an apple on the plate?

Yes, there is.

Is there a sweet on the plate?

No, there isn't.

### ACTIVITIES

#### Listening and Speaking Skills

- I. Look at the picture. Teacher and students interact as in examples using (Is there —? / There is — / There isn't —.)

မှတ်ချက်ကြည့်၍ဆရာမနှင့်ကျောင်းသားကျောင်းသူများ Is there—? / There is — / There isn't —. ကို အသုံးပြု၍ ဥပမာ၌ ဖော်ပြထားသကဲ့သို့ အပြန်အလှန် အမေးအဖြေပြုလုပ်ပါ။



- e.g. (1) Is there a bag on the table?  
Yes, there is.
- (2) Is there an eraser on the table?  
No, there isn't.

## Reading Skills

II. Read the passage and tick (✓) in Yes or No.

စာပိုဒ်ကိုဖတ်၍ Yes သို့မဟုတ် No ခံတွက်၍ (✓)ပါ။

This is our classroom. There is a duster on the table. A blackboard is in front of the class. A picture is on the wall. A clock is on the wall, too. A broom is at the back of the classroom.

	Yes	No
1. There is a duster.	<input type="checkbox"/>	<input type="checkbox"/>
2. There isn't a fan.	<input type="checkbox"/>	<input type="checkbox"/>
3. There is a flower.	<input type="checkbox"/>	<input type="checkbox"/>
4. There is a clock.	<input type="checkbox"/>	<input type="checkbox"/>
5. There isn't a broom.	<input type="checkbox"/>	<input type="checkbox"/>

## Writing Skills

III. Look and write.

ပုံကိုကြည့်၍ အဖြေပေးပါ။

1.  Is there a pencil in the box?  
Yes, \_\_\_\_\_.

2. \_\_\_\_\_ there water in the glass?  
\_\_\_\_\_.



3. \_\_\_\_\_ a dog on the chair?



No, \_\_\_\_\_.

4. \_\_\_\_\_ a doll on the table?

\_\_\_\_\_.



5. \_\_\_\_\_ a cup on the table?



\_\_\_\_\_.

6. \_\_\_\_\_ an apple on the plate?

\_\_\_\_\_.



## UNIT - 9

Are there —? / There are — / There aren't —.

Listen and repeat.



Are there flowers in the glass?

Yes, there are.

Are there plants in the glass?

No, there aren't.

Are there pencils on the table?

Yes, there are.

Are there rulers on the table?

No, there aren't.



Are there ducks in the water?

Yes, there are.

Are there boats in the water?

No, there aren't.



### ACTIVITIES

#### Listening and Speaking Skills

1. Look at the picture. Teacher and students interact as in examples using (Are there —? / There are — / There aren't —.)

မှတ်ချက်ကြည့်၍ ဆရာမနှင့် ကျောင်းသား ကျောင်းသမီးများ Are there —? / There are — / There aren't —, ကို အသုံးပြု၍ ဥပမာ၌ဖော်ပြထားသောကံ့သိုအပြန်အလှန် အမေးအဖြေပြုလုပ်ပါ။




- e.g. (1) Are there boys in the picture?  
Yes, there are.
- (2) Are there dogs in the picture?  
No, there aren't.

II. Look and read out sentences by using "There are" and "There aren't".

မှတ်ပုံကိုကြည့်၍ **There are** နှင့် **There aren't** ကိုသုံး၍ ဥပမာကဲ့သို့ ချက်ဆိုပါ။

- e.g. There are birds in the picture.  
There aren't any aeroplanes in the picture.





# UNIT - 10

to bed, to school, etc.



It is time for bed.

He is going to bed.



It is time for school.

He is going to school.



It is time for work.

He is going to work.

1.



How is he going to work?  
He is going to work by car.

2.



How are they going to school?  
They are going to school by train.

3.



How are they crossing the river?  
They are crossing the river by ship.

4.



How are they going to pagoda?  
They are going to pagoda on foot.

5.



How are they going to school?  
They are going to school by bus.



## ACTIVITIES

### Reading Skills

#### I. Look and match.

ကြည့်၍ ယှဉ်တွဲပါ။

- |                             |                                       |
|-----------------------------|---------------------------------------|
| 1. It is time for cooking.  | (a) He is going to the well.          |
| 2. It is time for lunch.    | (b) She is going to the kitchen.      |
| 3. It is time for bath.     | (c) They are going to the playground. |
| 4. It is time for reading.  | (d) They are going to the canteen.    |
| 5. It is time for play.     | (e) She is going to the altar.        |
| 6. It is time for relax.    | (f) He is going to the field.         |
| 7. It is time for teaching. | (g) She is going to the market.       |
| 8. It is time for prayer.   | (h) She is going to the library.      |
| 9. It is time for shopping. | (i) They are going to the park.       |
| 10. It is time for work.    | (j) She is going to the school.       |

### Listening Skills

#### II. Listen and tick (✓).

နားထောင်၍ (✓)ပါ။ (ဆရာဝန်ချမှတ်ပေးသောအခါ သင်တန်းသင်ကြားရာတွင် ဖော်ပြထားပါသည်။)

1. (a)



(b)



2. (a)



(b)



3. (a)



(b)



### Reading, Speaking and Writing Skills

III. Look at the pictures. Ask and answer the question as in example orally. Then, write down questions and answers.

ဇွန်ပိုက်ကည်၌ ဥပမာအတိုင်း ချက်ပေး၊ ချက်ပြော ပြောပါ။ ထို့နောက်ပေးခွင့်နှင့်  
သင့်ပြုများကို ဖြေပါ။



e.g How is the boy going to school?


He is going to school by bus.

1. How is the boy going to school?  
\_\_\_\_\_.
2. How are they going to the market?  
\_\_\_\_\_.
3. How is the man going to work?  
\_\_\_\_\_.
4. How are they crossing the river?  
\_\_\_\_\_.
5. How are they going to Singapore?  
\_\_\_\_\_.

10 10 10 10 10

## UNIT - 11

## May I — ?





## ACTIVITIES

### Speaking Skills

#### I. A game:

- Prepare the lots.
- Ask each student to draw a lot.
- Do the action according to the lot.
- ဥပမာ- အတန်းတွင်းဝင်ခွင့်ပြုပါ။ အခန်းအပြင်ထွက်ခွင့်ပြုပါစသည်ဖြင့် ပြန်မာလိုရေးသားသောမဲလိပ်များကိုပြင်ဆင်ပါ။  
ကျောင်းသားတစ်ဦးစီအားမဲချိန်၌ အမဲလိပ်ကိုပြောကာအမှုအရာပြု လုပ်ပါစေ။

### Reading and Writing Skills

#### II. Rearrange, read and write.

စာကြောင်းများကို အစီအစဉ်အတိုင်း မှန်ကန်စွာပြန်စီ၌ စပ်ပါ။ ရေးပါ။

1. please? / I / clean / the blackboard / , / May /
2. May / your name / please? / I / , / know /
3. use / please? / I / May / your / umbrella / , /
4. I / your basket / May / carry / , / please? /
5. May / please? / I / a cup of coffee / , / drink /

### Speaking, Listening and Writing Skills

- III. Divide the class into two. Group (A) will make a question by using "May I—?" . If the group (A) is correct, it will get (1) mark. Group (B) will write the correct sentence said by group (A). If the group (B) is correct it will get (1) mark. Each group will take turn.

အတန်းကို အုပ်စု(၂)ခုခွဲပါ။ အုပ်စု (A) မှ "May I—?" ဝါကျတစ်ခုကို မှန်ကန်စွာ ပြောပါ။ မှန်ကန်လျှင် (၁)မှတ်ရမည်။ အုပ်စု (B)မှ အုပ်စု(A) ပြောသော ဝါကျကို စာလုံးပေါင်း မှန်စွာရေးရမည်။ မှန်ကန်လျှင် (၁)မှတ်ရမည်။ အပြန်အလှန် ပြုလုပ် ပါစေ။

## UNIT - 12

a teacher, a nurse, etc.



I teach in school.  
I am a teacher.



I look after patients.  
I am a nurse.



I catch the fish.  
I am a fisherman.



I drive the children to school.  
I am a bus driver.



I make a shirt.  
I am a tailor.



He is a doctor.



He is a soldier.



He is a shopkeeper.



He is a workman.



He is a farmer.



He is a carpenter.



## ACTIVITIES

### Reading Skills

I. Match the pictures to the words.

ပုံနှိပ်စာပုံများကို ယှဉ်တွဲပါ။



fisherman

teacher

farmer

doctor

nurse

tailor

soldier

## Speaking Skills

II. Ask and answer the questions as in 1.

မေးခွန်းများကို ခြုံငုံပါ။



a bus-driver?

Is he a bus-driver?

No, he isn't.

He is a farmer.



a farmer?

Is he a farmer?

\_\_\_\_\_

\_\_\_\_\_



a nurse?

Is she a \_\_\_\_\_?

\_\_\_\_\_

\_\_\_\_\_



a tailor?

\_\_\_\_\_?

\_\_\_\_\_

\_\_\_\_\_



a doctor?

\_\_\_\_\_?

\_\_\_\_\_

\_\_\_\_\_

## Listening Skills

### III. Listen and tick(✓).

မှားသောကြိယာ(✓)ပါ။ (ဆရာမတစ်ယောက်သည် ကျားများကို သင်တန်းပေးနေသောကြောင့် တွင်ဆက်ပြန်ထားပါသည်။)

1. (a)



(b)



2. (a)



(b)



3. (a)



(b)



4. (a)



(b)



5. (a)



(b)



## Writing Skills

IV. Answer the questions in your exercise book as in No. 1.

ခေတ္တနိဗ္ဗာန်ကိုခံပြု၍ ခလုကွယ်ခန်းစာထုပ်တွင်ရေးပါ။

1. She teaches in school.

What is she?

She is a teacher.

2. He catches the fish.

What is he?

\_\_\_\_\_

3. She makes a shirt.

What is she?

\_\_\_\_\_

4. He works in a hospital.

What is he?

\_\_\_\_\_

5. He drives a taxi.

What is he?

\_\_\_\_\_

6. She looks after patients.

What is she?

\_\_\_\_\_

## UNIT - 13

## Adjectives

Listen and repeat.



big



small



fat



thin



thick



thin



tall




short



long



short





fast



slow



hardworking



lazy

abcde

good

edcba

bad



happy



sad










hot



cold

## Listen and repeat.

1.		The man is fat.
2.		The woman is thin.
3.		The boy is tall.
4.		The girl is short.
5.		Su Su is happy.
6.		Ko Ko is sad.
7.		This ruler is long.



## ACTIVITIES

### Listening and Speaking Skills

#### I. Pairwork

Look at the pictures. Ask and answer orally by using "fat, thin, tall, short, happy."

ကျောင်းသားများနှစ်ဦးစီတွဲပါ။ မှန်ပုံကိုကြည့်၍ "fat, thin, tall, short, happy" တို့ကို အသုံးပြုပြီး အပြန်အလှန် နှုတ်ခမ်း နှုတ်ခြေ ပြောလုပ်ပါ။

e.g. Who is fat?  
U Kyaw Tint is fat.



### Reading and Writing Skills

#### II. Look and fill in the blanks.





မှန်ပုံများကိုကြည့်ပြီး ကွက်စင်းဝင်ဖြည့်ပါ။

small, dirty, pretty, fat, long

1.



This is a \_\_\_\_\_ pig.

This shirt is _____.	2. 
3. 	This is a _____ ball.
This bird has a _____ neck.	4. 
5. 	Ohnmar is a _____ girl.

III. Look and fill in the blanks with the opposite of the words.

ဆန့်ကျင်ဘက်စာလုံးများကို ဖြည့်ပါ။



This girl is **pretty** but this one is \_\_\_\_\_.



This box is **heavy** but this one is \_\_\_\_\_.





This boy is **lazy** but this  
man is \_\_\_\_\_.



This boy is **careful** but this  
one is \_\_\_\_\_.



This is **dangerous** but this is  
\_\_\_\_\_.



This is **good** but this is  
\_\_\_\_\_.



## UNIT - 14

very

Listen and repeat.

1. Khin Khin 	2. Su Lay 	3. Ni Ni 	4. Mya Mya 	5. Aye Aye 
fat	very fat	thin	very thin	not very fat, not very thin

1. Khin Khin is fat.
2. Su Lay is very fat.
3. Ni Ni is thin.
4. Mya Mya is very thin.
5. Aye Aye is not very fat and not very thin.

### ACTIVITIES

#### Listening, Speaking and Writing Skills

- I. Pair work: Look at the pictures. Say sentences as in example, taking turn. Then write these sentences.

မိန်းမတို့ကြည့်ပြီး ဥပမာကဲ့သို့ မိကျွေးကုန်ကို ဆင်တူညီမျှစီမံပြောင်း တို့တူတစ် တူပါ။



Kyaw Kyaw, Myint Oo, Toe Toe

- (tall) Kyaw Kyaw is very tall.  
 (short) Toe Toe is very short.  
 (tall, short) Myint Oo is not very tall and not very short.

2.



(big) \_\_\_\_\_

(small) \_\_\_\_\_

(big, small) \_\_\_\_\_

3.



(fast) \_\_\_\_\_

(slow) \_\_\_\_\_

(fast, slow) \_\_\_\_\_

4.



(old) \_\_\_\_\_

(young) \_\_\_\_\_

(old, young) \_\_\_\_\_

U Ba

U Kyaw

Aung Aung

### Reading and Writing Skills

II. Make sentences about the pictures as in example by using the given words.

example: ဆေးကုသရန် လိုအပ်သော ကလေးတို့ကို ခြောက်စေရန်၊ ငါးကုသရန်။

old	fat	small
ugly	cold	wet



fish

The fish is very small.

2.



girl

---

3.



shirt

---

4.



ice

---

5.



woman

---

6.



man

---

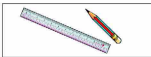
## UNIT - 15

### Comparison of Adjectives

No.	Positive Degree မှီမှီကလေး	Comparative Degree ပို၍သာကလေးကလေး
1	long	longer
2	tall	taller
3	short	shorter
4	fast	faster
5	slow	slower
6	thick	thicker
7	thin	thinner
8	old	older
9	young	younger
10	new	newer
11	fat	fatter
12	thin	thinner
13	big	bigger
14	small	smaller
15	sad	sadder
16	happy	happier
17	clean	cleaner
18	dirty	dirtier
19	light	lighter
20	heavy	heavier
21	clever	cleverer
22	lazy	lazier
23	pretty	prettier
24	ugly	uglier
25	kind	kinder
26	safe	safely
27	cheap	cheaper
28	dangerous	more dangerous
29	expensive	more expensive
30	careful	more careful
31	careless	more careless
32	beautiful	more beautiful
33	hardworking	more hardworking
34	good	better
35	bad	worse

Listen and repeat.

1.



The ruler is longer than the pencil.

The pencil is shorter than the ruler.

2.



The boy is taller than the girl.

The girl is shorter than the boy.

3.



An aeroplane is faster than the car.

A car is slower than an aeroplane.

4.



A book is thicker than the newspaper.

A newspaper is thinner than the book.



Listen and repeat.

1.



Motorcycle is more dangerous than bicycle.

2.



This picture is more beautiful than that picture.

3.



This writing is good but that is better.

4.



This writing is bad but that is worse.

## ACTIVITIES

### Listening and Speaking Skills

- I. Chain conversation: All in the classroom sit in a circle. One starts saying an adjective. Next to him/ her has to say comparative degree of the word and says a different adjective to his/ her neighbour. After that, his/her neighbour continues in the same manner.

ကျောင်းသားများ စိုင်း၍ထိုင်ပါစေ။ ကျောင်းသားတစ်ဦးက နာမည်သေသနတစ်ခုကို ပြောပါ။ (ဥပမာ - good) ထိုထဲပါ ယင်းသေသန ကျောင်းသားက better ဟုပြောပြီး မတူသောနာမည်သေသနတစ်ခုကို ယင်းသေသနသွယ်ချင်းအားပြောပါ။ ထိုသွယ်ချင်းသည် အထက်ပါအတိုင်း ဆက်၍ဆောင်ရွက်ပါ။

### Reading and Writing Skills

- II. Fill in the blanks with the correct form of the words given in the brackets.

ကွင်းထဲရှိ စာစဉ်များကိုသုံး၍ ကွက်ထဲသို့များကို မှန်ကန်စွာဖြည့်ပါ။

- (big) A horse is \_\_\_\_\_ than a dog.
- (strong) A cat is \_\_\_\_\_ than a mouse.
- (fast) An aeroplane is \_\_\_\_\_ than a car.
- (good) Nay Toe's shirt is \_\_\_\_\_ than Myo Gyi's.
- (bad) His marks are \_\_\_\_\_ than her marks.
- (young) May Thu is \_\_\_\_\_ than May San.
- (rich) U Baw Ga is \_\_\_\_\_ than U Thu Kha.
- (beautiful) Shwe Yi is \_\_\_\_\_ than Pa Pa.
- (fat) Pwint is \_\_\_\_\_ than Goon Pon.
- (heavy) Stone is \_\_\_\_\_ than feather.

## UNIT - 16

### Superlative of Adjectives

No.	Positive Degree ပိုမိုဆုံးသော	Comparative Degree ပို၍သာသောအဆင့်	Superlative Degree အသားသွန်ဆုံးအဆင့်
1	long ရှည်သော	longer	longest
2	tall ရှည်သော/မြင့်သော	taller	tallest
3	short တိုသော/နိမ့်သော	shorter	shortest
4	fast သွန်မြန်သော	faster	fastest
5	slow စေ့စွာသော	slower	slowest
6	thick ထူသော	thicker	thickest
7	thin ပါးသော	thinner	thinnest
8	old အသက်ကြီးသော/ဟောင်းသော	older	oldest
9	young ငယ်ရွယ်သော	younger	youngest
10	new သစ်သော	newer	newest
11	fat လေးသော	fatter	fattest
12	thin မိမိသော	thinner	thinnest
13	big ကြီးသော	bigger	biggest
14	small အသားသွန်ပါးသော	smaller	smallest
15	sad ဝမ်းနည်းသော	sadder	saddest
16	happy ဆုတ်မိုးသော	happier	happiest
17	clean သန့်ရှင်းသော	cleaner	cleanest
18	dirty ညစ်ညမ်းသော	dirtier	dirtiest
19	light ပေါ့သော	lighter	lightest
20	heavy အလေးသော	heavier	heaviest
21	clever သိပ္ပံသော	cleverer	cleverest
22	lazy ပျော်သော	lazier	laziest
23	pretty လှပသော	prettier	prettiest
24	ugly မမြင်သော	uglier	ugliest
25	kind ကြီးမားသော	kinder	kindest
26	safe အန္တရာယ်ကင်းသော	safier	safest
27	cheap အလွယ်တကူရသော/အလွယ်တကူ	cheaper	cheapest
28	dangerous အန္တရာယ်ရှိသော	more dangerous	most dangerous
29	expensive အလွန်ကြီးသော	more expensive	most expensive
30	careful ဂရုစိုက်သော/သတိရှိသော	more careful	most careful
31	careless ဂရုစိုက်သော/သတိမရှိသော	more careless	most careless
32	beautiful လှပသော	more beautiful	most beautiful
33	hardworking အလုပ်ကြီးစွာသော	more hardworking	most hardworking
34	good ကောင်းသော	better	best
35	bad ဆိုးသော	worse	worst

## ACTIVITIES

### Listening and Speaking Skills

- I. Chain conversation: All in the classroom sit in a circle. One starts saying an adjective. Next to him/her has to say comparative and superlative degrees of that adjective and says a different adjective to his/her neighbour. After that, his/her neighbour continues in the same manner.

ကျောင်းသားများ စိုင်း၍ထိုင်ပါ။ ကျောင်းသားတစ်ဦးက နာမည်ဝေသနာတစ်ခုကို ပြောပါ။ (သူမက—good) ထိုနာမည် ယင်းဝေသနာ ကျောင်းသားက **better, best** ဟု ပြောပြီး ဆက်လက်၍ မတူသောနာမည်ဝေသနာတစ်ခုကို ယင်းသားမှထွက်ပယ်ချင်းတား ပြောပါ။ ထိုသူထပ်မျှင်းသည်လည်း အဆက်ပါအတိုင်း ဆက်၍ဆောင်ရွက်ပါ။

### Reading and Writing Skills

- II. Fill in the blanks with the correct form of the words given in the brackets.

ကွင်းထဲရှိ စာစဉ်များကိုသုံး၍ ကွက်လပ်များကို မှန်ကန်စွာဖြည့်ပါ။

- (big) The elephant is the \_\_\_\_\_ land animal.
- (good) Khin Ma is the \_\_\_\_\_ swimmer in our school.
- (beautiful) Su Mon is the \_\_\_\_\_ girl in her class.
- (thin) Ko Tu is the \_\_\_\_\_ boy in his family.
- (long) The giraffe has the \_\_\_\_\_ neck of all animals.
- (hot) Fire is the \_\_\_\_\_ thing.
- (long) Ayeyarwady is the \_\_\_\_\_ river in Myanmar.
- (small) Kayar is the \_\_\_\_\_ state in Myanmar.
- (high) Khakaborazi is the \_\_\_\_\_ mountain in Myanmar.
- (dangerous) TB is the \_\_\_\_\_ disease in the world.

## III. Answer the questions.

1. Who is the oldest person in your family?

---

2. Who is the cleverest person in your family?

---

3. Who is the tallest person in your class?

---

4. Who is the richest person in your village?

---

5. Who is the kindest person in your life?

---

6. What is the best thing you want in your life?

---

## UNIT - 17

Here it is./ Here they are.

Listen and repeat.



## ACTIVITIES

### Reading Skills

#### I. Read and match.

ဆက်၍ ယှဉ်တွဲပါ။

- |                            |                |
|----------------------------|----------------|
| 1. Where are my earrings?  | Here it is.    |
| 2. Where is my comb?       | Here they are. |
| 3. Where is my toothbrush? | Here it is.    |
| 4. Where is my soap?       | Here they are. |
| 5. Where are my trousers?  | Here it is.    |

### Writing Skills

#### II. Fill in the blanks with "Here it is." / "Here they are."






တွက်သပ်ချက်ကို ဖြည့်စွက်ပါ။

- Where are my clothes?  
\_\_\_\_\_
- Where is my bag?  
\_\_\_\_\_
- Where is my shirt?  
\_\_\_\_\_
- Where are my apples?  
\_\_\_\_\_
- Where is my cat?  
\_\_\_\_\_

## Listening and Speaking Skills

- III. Pair work: One student has to ask the question "Where is/ are ...?" by looking at the picture and the other student has to answer "Here it is. / Here they are." Then each takes turn.

ကျောင်းသားတစ်ဦးက ရုပ်ပုံကာရံကိုကြည့်၍ "Where is/ are ....?" ကိုအသံဖြင့်  
 ဖြေမေးပါ။ အခြားကျောင်းသားတစ်ဦးက "Here it is. / Here they are." ကို  
 အသံဖြင့်ဖြေပါ။ အထူးသတိပြုရန်ပါ။

		
mangoes	slippers	torch
		<p>Ask anything you want.</p> <p>စာသင်ခန်းတွင်းရှိ                      ဘယ်နှစ်ဘက်ရာယူညွှန်ကို                      အသံဖြင့်                      အမေးအဖြေပြုလုပ်ပါ။</p>
umbrella	books	



## UNIT - 18

### The Simple Present Tense

Listen and repeat.

1.



The sun rises in the east.

2.



A shopkeeper sells goods.

3.



The earth is round.

4.



The Ayeyarwady River is the most useful river in Myanmar.

5.



Parents love their children.

1.



What do you do?

I am a doctor.

I work in a hospital.

2.



What do you do?

I am a teacher.

I work in a school.

3.



What do you do?

I am a fisherman.

I catch fish.

4.



What does he do?

He is a soldier.

He fights for our country.

5.



What does she do?

She is a nurse.

She looks after a patient.



Every morning I get up at seven o'clock. I wash my face. I brush my teeth. I take a bath. I change my clothes. I have my breakfast. I go to school.



## ACTIVITIES

### Reading Skills

#### I. Read and match.

အပ်နှံချုပ်ဆိုပါ။

#### A

1. get up
2. wash
3. brush
4. change
5. have
6. go

#### B

- my skirt
- to the market
- at 7 o'clock
- my lunch
- my teeth
- my face

### Writing Skills

#### II. Fill in the blanks with the correct form of the verb.

ကွက်သစ်များတွင် မှန်ကန်သော ကြိယာကိုဖြည့်ပါ။

1. (go) Hla Hla \_\_\_\_\_ to the market every day.
2. (work) A nurse \_\_\_\_\_ in a hospital.
3. (have) He \_\_\_\_\_ his breakfast at 8 o' clock.
4. (live) I \_\_\_\_\_ in Ywatharyar.
5. (teach) They are teachers. They \_\_\_\_\_ in school.
6. (look after) May Thu is a nurse. She \_\_\_\_\_ patients.
7. (be) The ice \_\_\_\_\_ cold.
8. (flow) The river \_\_\_\_\_ from north to south.
9. (bloom) Flowers \_\_\_\_\_ in the cold season.
10. (catch) A fisherman \_\_\_\_\_ fish.

III. Fill in the blanks with the suitable verb.

ကျွန်ုပ်တို့လုပ်ရမည့် စီစဉ်ချက်များကို ကြည့်ပါ။

I usually \_\_\_\_\_ up at 6:30 in the morning. Then I get out of bed. After that I \_\_\_\_\_ my face and \_\_\_\_\_ my teeth. And then, I \_\_\_\_\_ my breakfast. Then I \_\_\_\_\_ my clothes and \_\_\_\_\_ to school.

Speaking Skills

IV. Look and say.

ပုံကိုကြည့်၍ ပြောပါ။

He is Aung Moe. Every morning he \_\_\_\_\_ up at 7 o'clock.



He

his face.



He

his teeth.



He

his breakfast.



He

a bath.



He

his shirt.



to school

Listening and Speaking Skills

V. Do the following chain conversation starting from the teacher.

ဆရာကတစ်ဦးက ကလေးတစ်ဦးကိုမေးပြီး ယင်းကလေးကတစ်ဦးကလေးဆရာကို ဆက်မေးပါ။ ဥပမာ-

Teacher : What does your father do? / What time do you get up?

Student 1: My father works at the tea shop. / I get up at 6 o'clock.

Student 1: What does your father do? / What time do you get up?

Student 2: \_\_\_\_\_

## UNIT - 19

### The Simple Past Tense

Listen and repeat.

No.		Simple Present Tense	Simple Past Tense
1	look	ကြည့်သည်	looked
2	clean	သန့်ရှင်းသည်	cleaned
3	play	ကစားသည်	played
4	watch	အော်ကြည့်သည်	watched
5	walk	လမ်းလျှောက်သည်	walked
6	work	အလုပ်လုပ်သည်	worked
7	look after	ကြည့်ရှုစောင့်ရှောက်သည်	looked after
8	change	ပြောင်းလဲသည်	changed
9	wash	သေချိုးသည်	washed
10	brush	ပွတ်တိုက်သည်	brushed
11	love	မုန်းမိမြတ်နိုးသည်	loved
12	bloom	တုတ်သည်	bloomed
13	live	နေထိုင်သည်	lived
14	flow	စီးဆင်းသည်	flowed
15	sell	ရောင်းသည်	sold
16	am, is, are	ရှိသည်/မရှိသည်	was, were
17	teach	သင်ကြားသည်	taught
18	catch	မိမိသည်	caught
19	fight	တိုက်ခိုက်သည်	fought
20	get up	အိပ်ရာမှတက်သည်	got up
21	take	ယူသည်	took
22	go	သွားသည်	went
23	rise	ထွက်သည်	rose
24	write	ရေးသည်	wrote
25	come	လာသည်	came
26	buy	ဝယ်သည်	bought
27	sleep	အိပ်သည်	slept
28	give	ပေးသည်	gave
29	eat	စားသည်	ate
30	drive	မောင်းသည်	drove
31	carry	သယ်ဆောင်သည်	carried
32	read	ဖတ်သည်	read
33	make	ပြုလုပ်သည်	made
34	study	အလေ့အကျင့်ပြုသည်	studied

Listen and repeat.



They watched television last night.



I walked to the market this morning.



Mg Mg gave me a kite yesterday.



I wrote a letter to Waing Sein last Monday.



Khine Khine came to my house last week.



My mother bought the apples yesterday.



Kyi Kyi sold her house last year.



I ate an ice-cream yesterday.



Mg Mg slept in the train last night.



My sister went to the pagoda last Sunday.



## ACTIVITIES

### Listening Skills

#### I. Listen and tick (✓).

နားထောင်၍ (✓)ပါမိ (ဆရာမတစ်ယောက်က ပြောနေသော စာကို သင်တန်းသင်္ကန်းတွင် မှတ်တမ်း  
တင်ပါ။)

1. (a) ☐ (b) ☐

2. (a) ☐ (b) ☐

3. (a) ☐ (b) ☐

4. (a) ☐ (b) ☐

5. (a) ☐ (b) ☐

6. (a) ☐ (b) ☐

### Speaking Skills

#### II. Do the following chain conversation starting from the teacher.

ဆရာမက စတင်၍ ကလေးတစ်ဦးကို မေးမြန်း ယင်းကလေးက အခြားကလေးများကို  
မေးမြန်းပါ။

Teacher: What did you do yesterday?

Student 1: I watched TV.

Student 1: What did you do yesterday?

Student 2: .....

### Reading Skills

#### III. Read and circle.

တစ်ည ခိုင်းပါ။

Last night I (have, had) a dream. In my dream I (was, am) in a big park. I  
(saw, see) many beautiful flowers and trees. I (walk, walked) and (looked, look)  
around. Suddenly I (hear, heard) someone calling my name. It (is, was) a big snake  
so I ran away quickly. Then I (wake, woke) up.

## Writing Skills

IV. Complete the table.

ဇယားတွင် မှန်ကန်သော verb ကိုဖြည့်ပါ။

No.	everyday	yesterday
1	I go to school.	I _____ to school.
2	She has a cup of tea.	She _____ a cup of tea.
3	They _____ football.	They played football.
4	We watch TV.	We _____ TV.
5	She _____ to the market.	She walked to the market.

V. Write 5 sentences on what you did last Sunday.

လွန်ခဲ့သောတနင်္ဂနွေနေ့ကသင်ပြုလုပ်ခဲ့သော အကြောင်းအရာကို မိကျ ၅ ကြောင်း ခန့်ချပါ။

---



---



---



---



---

## UNIT - 20

### The Future Tense



Ko Ko will play football.



He will swim in the river.



She will wash the dishes.



The boy will fly the kite.



The man will build a bridge.

## ACTIVITIES

### Listening and Speaking Skills

- I. Ask and answer in pair as in example and change the role.

ဥပမာတွင်ဖော်ပြထားသည့်အတိုင်း နှစ်ယောက်တစ်တွဲစီ ပေးပါ။ ဖြေပါ။

Student (A) What will he do?

Student (B) He will eat banana.



### Reading Skills

- II. Read and match.

ဖတ်၍ ယှဉ်တွဲပါ။

1.



He will get up.

2.



He will sleep.

3.



They will buy food.

4.



He will ride a bicycle.

5.



She will wash the clothes.

## Writing Skills

III. Look at the pictures and complete the sentences as in No. 1.

ပုံကားများကို ကြည့်ရှုဆောင်ရွက်ပါ။

1.



He will brush his teeth.

2.



She \_\_\_\_\_ an ice-cream.

3.



\_\_\_\_\_ juice.

4.



\_\_\_\_\_ a bus.

5.



\_\_\_\_\_ football.

IV. Write 3 sentences on what you will do tomorrow.

မနက်ဖြန်တွင် သင်ဆောင်ရွက်မည့် အကြောင်းအရာ ၃ ခုကို ရေးပါ။

---



---



---

## UNIT - 21

### Adverbs (1)



He is shouting **loudly**.



He reads **silently**.



The snail moves **slowly**.



She is dancing **happily**.



He is eating **greedily**.



They are playing **noisily**.



Please come **quickly**.

## ACTIVITIES

### Listening Skills

I. Listen and tick (✓) or cross (X).

နားထောင်ပြီး အမှန်(✓) သို့မဟုတ် အမှား(X)ခြံပ်ပါ။ (ဆရာမတစ်ယောက်က ကျားများကို ဆရာကိုင်တွင် မော်ပြထားပါသည်။)

1. ☐ 2. ☐ 3. ☐ 4. ☐ 5. ☐

### Reading Skills

II. Read the paragraph and circle the adverbs.

စာပိုဒ်ကိုဖတ်၍ ကြီးသက်သေသနများကို ခိုင်းပါ။

Yesterday was our holiday. Our mother brought us to the zoo. We went there on foot happily. When we reached the zoo, we ran quickly to the monkeys' house. Some were playing noisily and some were eating the bananas greedily. The lion roared angrily as we teased him. We had snack and cold drinks hungrily. After that we came back home walking slowly.

### Writing Skills

III. Put -ly or -ily.

-ly သို့မဟုတ် -ily ခြံပ်ပါ။



loud \_\_\_\_\_  
quick \_\_\_\_\_  
slow \_\_\_\_\_  
silent \_\_\_\_\_  
polite \_\_\_\_\_  
proud \_\_\_\_\_

happy \_\_\_\_\_  
heavy \_\_\_\_\_  
angry \_\_\_\_\_  
lazy \_\_\_\_\_  
busy \_\_\_\_\_  
hungry \_\_\_\_\_

IV. Fill in the blanks with correct word form.

မှန်ကန်စွာ ဖြည့်စွက်ပေးပါ။

1. (quick) Kyaw Kyaw is running \_\_\_\_\_.
2. (polite) Mg Mg speaks \_\_\_\_\_ to the old man.
3. (loud) The boys are singing \_\_\_\_\_ in the class.
4. (happy) Children are playing \_\_\_\_\_ under the tree.
5. (angry) U Ba is shouting \_\_\_\_\_.

◀ ▶ ◀ ▶ ◀ ▶ ◀ ▶ ◀ ▶



## UNIT - 22

### Adverbs (2) always, usually, sometimes, never

Read Bo Bo's sentences.

What does my father do every day?

1. He usually gets up at 5 o'clock.  
Sometimes he gets up at 6 o'clock.
2. He always has coffee for breakfast.  
He never has tea. He doesn't like tea.
3. He usually eats fried rice for breakfast.  
Sometimes he eats mookingas.
4. He usually leaves his house at 6 o'clock.  
Sometimes he leaves at 7 o'clock.



never	sometimes	usually	always
0%	40%	80%	100%

### ACTIVITIES

#### Reading Skills

- I. Read the passage and put a tick (✓) in the correct box.

မာသီဝိကိုဖတ်ပြီး မှန်သောကားဆင့်သွယ်တွင် အမှန်(✓)ပြစ်ပါ။

My mother always gets up early. She usually cooks for us. She sometimes goes to the market with me. She always tells me to study hard. She never goes to bed early.

1. Mother \_\_\_\_\_ gets up early.

☐ always ☐ sometimes ☐ usually ☐ never

2. She \_\_\_\_\_ cooks for us.

☐ always ☐ sometimes ☐ usually ☐ never

3. She \_\_\_\_\_ goes to the market with me.

☐ always ☐ usually ☐ never ☐ sometimes

4. She \_\_\_\_\_ tells me to study hard.

☐ usually ☐ always ☐ sometimes ☐ never

5. She \_\_\_\_\_ goes to bed early.

☐ usually ☐ always ☐ sometimes ☐ never

## Writing Skills

- II. Rewrite the following passage by using "always, usually, sometimes, never".  
 သောက်သိမ့်သိမ့်ကို "always, usually, sometimes, never" ကို သင့်ရည်ချက်  
 ပြန်ရေးပါ။

I am Khin Khin. I (100%) go to school on foot. I (40%) go to school by  
 bicycle. I (0%) go to school with Mon Mon. I (80%) bring my umbrella to school.  
 I (0%) eat in class. I (100%) do my homework. I am (0%) late for school.

- III. Look at Mg Mg's activities in the calendar. Fill in the blanks with "always,  
 usually, sometimes, never".

ဟော်ဟော်၏ တစ်လတာဆောင်ရွက်မှုကွမ်ဂျီကွမ်ဂျီ ကွက်ဝင်တွင် "always,  
 usually, sometimes, never" သင့်ရည်ချက်ပြန်ပါ။

SUNDAY	MONDAY	TUESDAY	WEDNESDAY	THURSDAY	FRIDAY	SATURDAY
	1 goes to school	2 sleeps at 10 o'clock	3	4 swims	5	6
7 stays at home	8 goes to school	9 sleeps at 9 o'clock	10	11	12	13
14 stays at home	15 goes to school	16 sleeps at 10 o'clock	17	18 swims	19	20
21 stays at home	22 goes to school	23 sleeps at 10 o'clock	24	25	26	27
28 stays at home	29 goes to school	30 sleeps at 10 o'clock				

1. Mg Mg \_\_\_\_\_ goes to school on Monday.
2. Mg Mg \_\_\_\_\_ sleeps at 10 o'clock.
3. Mg Mg \_\_\_\_\_ goes to school on Sunday.
4. Mg Mg \_\_\_\_\_ swims on Thursday.
5. Mg Mg \_\_\_\_\_ stays at home on Sunday.

### Listening Skills

IV. Listen and choose the correct words.

နားထောင်၍ ခန္ဓာချယ်ပါ။ (ဆရာမက ဆရာကိုယ်တိုင် မဟုတ်သေးသော စာပိုဒ်ကို ပြောကြိုက် သို့ (၃)ကြိမ်ခန့် ပြောပြပါ။)

1. (always/usually) Htat Htat \_\_\_\_\_ gets up at 7 o'clock.
2. (never/sometimes) Htat Htat is \_\_\_\_\_ late for school.
3. (sometimes/never) Htat Htat \_\_\_\_\_ eats mokehings.
4. (usually/always) Htat Htat \_\_\_\_\_ brushes her teeth.

### Speaking Skills

V. Tell your partner about what you "always do, usually do, sometimes do, never do" in your daily life.

နှစ်ယောက် တစ်တွဲစီ 'အမြဲတမ်း များသောအားဖြင့်၊ တစ်ခါတစ်ရံ၊ ဘယ်တော့မှ' စကားစုံဆိုကြိုက်အသုံးပြု၍ ဝါကျလေးကြောင်းစီ အပြန်အလှန်ပြောပါ။






၁ ၂ ၃ ၄ ၅

## UNIT - 23




### What time is it?

Listen and repeat.

What time is it?

A	B	C	D	E
				
It's five o'clock.	It's eight o'clock.	It's eleven o'clock.	It's nine o'clock.	It's twelve o'clock.

F	G	H
		
It's half past eleven.	It's a quarter to five.	It's a quarter past two.

### ACTIVITIES

#### Reading Skills

I. Read and match.

ဖတ်၍ ယှဉ်တွဲပါ။

- It's a quarter to five.
- It's half past twelve.
- It's six o'clock.
- It's half past eleven.
- It's a quarter past two.



## Writing Skills

### II. Rearrange and write.

စာကြောင်းများကို အစီအစဉ်အတိုင်း မှန်ကန်စွာ ပြန်ရေးပါ။



time/s/What/it/?/



o'clock/It's/eight/



a/It's/quarter/three/./of/



past/quarter/s/nine/./It's/

### III. Look and write.

ကြည့်၍ရေးပါ။



What time is it?

a. It's a quarter to eleven. \_\_\_\_\_

b. It's \_\_\_\_\_






c. \_\_\_\_\_

d. \_\_\_\_\_

# Listening and Speaking Skills







IV. Look at the pictures. Ask and answer the questions in pair as in example.

မှတ်ပုံကို ကြည့်၍ မှတ်ယောက်တစ်တွဲ အပြန်အလှန် အမေးအဖြေပြုလုပ်ပါ။

e.g.		Student A: What time is it? Student B: It is half past four.
1.		2. 
3. 	4. 	

V. Listen and choose.

ဆရာက အချိန်ကိုပြောပါ။ ကျောင်းသားများက ဆရာပြောသည့်ကိုမှားထောင်၍ (✓)လုပ်ပါ။

- |  |                      |   |                      |
|--|----------------------|---|----------------------|
| 1. (a)  | <input type="text"/> | (b)  | <input type="text"/> |
| 2. (a)  | <input type="text"/> | (b)  | <input type="text"/> |
| 3. (a)  | <input type="text"/> | (b)  | <input type="text"/> |

## UNIT - 24

### A week days

#### Read

Monday, Tuesday, Wednesday, Thursday and Friday are week days.  
Saturday and Sunday are week-end days.

#### Read

Nilar's busy week:

Activities	Week days
She goes to the market.	on Monday.
She cleans the bedroom.	on Tuesday.
She does all her washing.	on Wednesday.
She waters the plants.	on Thursday.
She sweeps all the room.	on Friday.
Activities	Week-ends
She reads magazines.	on Saturday.
She swims.	on Sunday.

## ACTIVITIES

### Reading and Writing Skills

- I. Read and tick (✓).

၁၀၀၆၅ ၁၀၃၄၆(✓)၆၅၆၃၈

Cho Tui goes to the market on Mondays. On Tuesdays she cleans the house. She plays with her friends on Wednesdays. On Thursdays she helps her mother and has dinner with her family. She studies her NFPE lessons on Fridays. She washes her clothes on Saturdays. She watches TV on Sundays.

Activities	Mondays	Tuesdays	Wednesdays	Thursdays	Fridays	Saturdays	Sundays
goes to the market	✓						
washes clothes							
studies lessons							
helps mother							
watches TV							
plays with friends							
cleans the house							
has dinner							

II. Look at the chart. Answer the questions as in No. (1).

ဇယားကိုကြည့်၍ ဇောကပ်ပါးပေးခွင့်များကို ဖြေပါ။

1. When does Cho Tuu go to the market?

Cho Tuu goes to the market on Mondays.

2. When does she clean the house?

\_\_\_\_\_



3. When does she play with her friends?

---

4. When does she help her mother?

---

5. When does she watch TV?

---

### Listening Skills

III. Listen and tick (✓).

နားထောင်ပြီး(✓)လုပ်ပါ။ ဆရာရွတ်ဆိုမည့်စကားများကို ဆရာတပ်ညွှန်တွင်  
ဖော်ပြထားပါသည်။

1.(a) On Mondays


(b) On Sundays


2.(a) On Thursdays


(b) On Tuesdays


3.(a) On Wednesdays


(b) On Fridays


4.(a) On Sundays


(b) On Saturdays


5.(a) On Wednesdays


(b) On Mondays


6.(a) On Thursdays


(b) On Tuesdays


### Speaking Skills

IV. Speak in pair as in example.

ဥပမာ၌ ဖော်ပြထားသောသို့နှစ်ယောက်တစ်တွဲ အပြန်အလှန် မေးမြန်းပါ။

e.g. Student A: What do you do on Mondays?

Student B: I clean my house on Mondays.

◀ ▶ ↻ 🔍

## UNIT - 25

What/ Whose/ Where/ When/ How



### Classroom

What are the students doing?

They are reading.

Whose desk is near the window?

Su Su's desk is near the window.

Where is the clock?

The clock is on the wall.

When does the class begin?

The class begins at 9 o'clock.

How is it raining?

It is raining heavily.

## ACTIVITIES

### Reading and Writing Skills

I. Look at the picture and fill in the blanks with these words.

မှန်ပုံကိုကြည့်၍ ပေးထားသော မေးခွန်းများကို ဝါကျတွင် ဖြည့်ပါ။

What

When

Where

Whose



*Mg Mg's bedroom*

1. \_\_\_\_\_ are on the table?
2. \_\_\_\_\_ is the ball?
3. \_\_\_\_\_ is Mg Mg sleeping?
4. \_\_\_\_\_ does he usually go to bed?
5. \_\_\_\_\_ room is dirty?

## II. Read and match.

တစ်ချို့ ယူဉ်တွဲပါ။

1. What does Thiha like?
2. What does Thiha do every day?
3. Where are Thiha's books?
4. When does Thiha get up every morning?
5. Whose pencil is this?
6. How does Thiha go to school?

- (a) Thiha's books are on the table.
- (b) Thiha likes banana.
- (c) This is Thiha's pencil.
- (d) Thiha plays football every day.
- (e) He goes to school on foot.
- (f) Thiha gets up at six o'clock every morning.

## Listening and Speaking Skills

### III. Ask and answer in pair by using the following table.

ပေးထားသောစာအားကို အသုံးပြု၍ နှစ်ယောက်တစ်တွဲ အပြန်အလှန် အမေးအဖြေ ပြုလုပ်ပါ။

A	B
1. _____ is your name?	My name is _____.
2. _____ do you live?	I live in _____.
3. _____ do you usually get up?	I usually get up _____.
4. _____ do you come to the center?	I come to the center _____.
5. _____ desk is near you?	_____ desk is near me.

## UNIT - 26

### Reading passage

- I. Read and number the sentences from 1-6 according to the story.

မာမိတို့ကိုယ်တို့ ငြိမ်ချပ်များကို ခန္ဓာများကို အစီအစဉ်ကျတောင်းနေပါ။

Mother Bird lays eggs. It sits on them. Soon the eggs are hatched. Mother Bird is happy. Then she looks for worms. She feeds the birdies with the worms.

- \_\_\_ 4 \_\_\_ Mother Bird is happy.  
 \_\_\_ She feeds the birdies with the worms.  
 \_\_\_ Mother Bird lays eggs.  
 \_\_\_ Soon the eggs are hatched.  
 \_\_\_ It sits on them.  
 \_\_\_ Then she looks for worms.

- II. Read and complete the chart.

ဝတ်ချ်အယားတွင် ဖြည့်ပါ။

I have two brothers and one sister. My brothers are Ko Ko and Nyl Nyl. My sister is Phyu Phyu. Ko Ko is fourteen years old. Nyl Nyl is twelve and Phyu Phyu is ten. Ko Ko likes football and Nyl Nyl likes swimming. My sister likes badminton.

Name	How old is he/she?	Which sport does he/she like?
Ko Ko		
		swimming
	ten years old	

- III. Read and answer.

ဝတ်ချ်အဖြေပါ။

The fisherman goes to sea early in the morning. He catches fish by throwing his fishnet into the sea. He sells his fish in the market. Many people buy his fish because they are fresh.

(A) Choose and tick (✓).

ရွေး၍ ဆုန် (✓) ပြစ်ပါ။

- |     |  |                          |
|-----|--|--------------------------|
| (1) | The fisherman goes to sea.                       | <input type="checkbox"/> |
|     | The fisherman goes to school.                    | <input type="checkbox"/> |
| (2) | He catches fish by throwing his fishnet.         | <input type="checkbox"/> |
|     | He catches fish by using fishing rod.            | <input type="checkbox"/> |
| (3) | He sells his fish in the street.                 | <input type="checkbox"/> |
|     | He sells his fish in the market.                 | <input type="checkbox"/> |
| (4) | Many people buy his fish because they are cheap. | <input type="checkbox"/> |
|     | Many people buy his fish because they are fresh. | <input type="checkbox"/> |

(B) Answer the questions.

မေးခွန်းများကို ခြေပါ။

- |     |                                |       |
|-----|--------------------------------|-------|
| (1) | Who goes to sea?               | _____ |
| (2) | What does he catch?            | _____ |
| (3) | Where does he sell fish?       | _____ |
| (4) | When does he go to the market? | _____ |
| (5) | How does he catch fish?        | _____ |

IV. Rearrange the sentences into a paragraph.

ဝါကျများကို အစီအစဉ်အတိုင်းစီ၍ စာပိုဒ်ပုံစံရေးပါ။

- He comes back home in the evening.
- He goes to the farm.
- A farmer gets up early in the morning.
- He has lunch.
- He grows the paddy after lunch.
- He ploughs the field.

---



---



---

**UNIT - 27****Myself****Read:**

**Name:** Nwe Nwe Tun  
**Age:** 12  
**Address:** Bago  
**NFPE Level:** 2  
**Father's name:** U Naing Tun  
**Mother's name:** Daw Than Myint  
**Guardian's name:** U Tun Kyi  
**Number of brothers and sisters:** two brothers and two sisters  
**Like:** singing, dancing, taking photos



My name is Nwe Nwe Tun. I am twelve years old. I live in Bago. I am in NFPE Level 2. My father is U Naing Tun. My mother is Daw Than Myint. My guardian is U Tun Kyi. I have two brothers and two sisters. I like singing, dancing and taking photos.

## ACTIVITIES

### Writing Skills

- I. Fill in the form about yourself.

ကိုယ်ထွက် ဖြည့်သိမ်း

#### Myself

Name: \_\_\_\_\_  
 Age: \_\_\_\_\_  
 Address: \_\_\_\_\_  
 NFPE Level: \_\_\_\_\_  
 Father's name: \_\_\_\_\_  
 Mother's name: \_\_\_\_\_  
 Guardian's name: \_\_\_\_\_  
 Number of brothers and sisters: \_\_\_\_\_  
 Like: \_\_\_\_\_

### Reading Skills

- II. Read and match.

ခတ်၍ ယှဉ်တွဲပါ။

- |   |                                  |
|---|----------------------------------|
| 1. What is your name?                               | (a) Daw Mi Mi                    |
| 2. What is your address? (or)<br>Where do you live? | (b) Lung Min                     |
| 3. Who is your father?                              | (c) Myo-ma Quarter, Thaklon      |
| 4. Who is your mother?                              | (d) U Aye Mg                     |
| 5. How many brothers and<br>sisters do you have?    | (e) Level 2                      |
| 6. How old are you?                                 | (f) two brothers and two sisters |
| 7. Which level are you in?                          | (g) reading                      |
| 8. What do you like doing?                          | (h) twelve years old             |



## Listening and Speaking Skills

III. Pair work: Ask and answer in pair by using questions in No. II.

နမူနာ ၂ ၌ မော်ပြထားသော မေးခွန်းများကို အသုံးပြု၍ နှစ်ယောက်တစ်ဖွဲ အပြန်အလှန် မေးပါ၊ ဖြေပါ။

e.g. Student A: What is your name?

Student B: My name is Aung Min.

IV. Write about yourself.

သင့်အကြောင်းရေးပါ။

**Myself**

---



---



---



---



---

## UNIT - 28

## Daily Usage

Read:

	Clinic	ဆေးရုံပေးရန်
	Dosage	ဆေးဝါးသုံးနှုန်းရန်
	As prescribed by the physician	ဆရာဝန်ညွှန်ကြားချက်အရ
	Shake before drinking.	ဆေးယောင်သောက်ခင် ပူလင်းစာရန်လှုပ်ပါ။
	Keep firmly close.	အမိတ်ကို တင်းကြပ်စွာပိတ်ပါ။
	Tightly recap after use.	အသုံးပြုပြီးနောက် အမိတ်ကို တင်းကြပ်စွာပိတ်ပါ။

	<p>Always keep container tightly closed.</p>	<p>အသုံးပြုပြီးနောက် အမြဲတမ်း အဆုံးကို တင်းကြပ်စွာပိတ်ပါ။</p>
	<p>Caution</p>	<p>သတိပြုရန်</p>
	<p>Poison</p>	<p>အဆိပ်</p>
	<p>Expiry date</p>	<p>သက်တမ်းကုန်ဆုံးရက်</p>
	<p>Not to be taken orally.</p>	<p>သောက်ရန်မဟုတ်</p>
	<p>External use/ For external use only</p>	<p>တိမ်းရန်သာ</p>
	<p>Do not eat.</p>	<p>မစားချေ</p>
	<p>Store/ Place in a dry place.</p>	<p>ခြောက်သွေ့သောနေရာတွင် ထားပါ။</p>

	Store/ Place in a cool place.	အေးမြသောနေရာတွင် ထားပါ။
	Store/ Place in a clean, dry and cold place.	သန့်ရှင်း၊ ခြောက်သွေ့၊ အေးမြ သောနေရာတွင်ထားပါ။
	Store at temperatures not exceeding 30° C.	အပူချိန် ၃၀ ဒီဂရီစင်တီဂရိတ် ထက်မရှိသောနေရာတွင်ထားပါ။
	Store away from flames.	မီးနှင့် အေးရာတွင် ထားပါ။
	Highly flammable	မီးလောင်လွယ်သည်။
	Danger	အန္တရာယ်ရှိသည်။
	Moisture Absorbent	နီလိုင်းဆာ ထိန်းသိမ်းသောအရာ
	Keep out of reach of children.	ကလေးများနှင့် လက်လှမ်း မမီသည့်နေရာတွင်ထားပါ။

	Entrance	ဝင်ပေါက်
	No Entry	မဝင်ရ
	In	အဝင်
	Out	အထွက်
	Exit	ထွက်ပေါက်
	Emergency Exit	အရေးပေါ်ထွက်ပေါက်
	Emergency use	အရေးပေါ် အသုံးပြုရန်
	Fire	ဦး
	No smoking	ဆေးဝါးမသောက်ရ
	Drug free zone	မူးယစ်ကင်းစင်

	Pull	ဆွဲပါ
	Push	တွန်းပါ
 Not For Sale	Not for sale	မရောင်းရ
20 % off	Discount	ခွေ့ချ
	Toilet	အမျှားသုံးသန့်စင်ခန်း (အိမ်သာ)
	Ladies/Female	အမျိုးသမီးများသာ
	Gentlemen/Male	အမျိုးသားများသာ

## Activities

### Listening and Speaking Skills.

I. Listen, tick (✓) and say.

နားထောင်၍ ဆမှန်(✓)ခြင်းကို ပြောပါ။

1.(a)


☐

(b)


☐

2.(a)


☐

(b)


☐

3.(a)


☐

(b)


☐

4.(a)


☐

(b)


☐

5.(a)


☐

(b)


☐

### Reading Skills

II. Read and match.

ဆက်၍ ယှဉ်တွဲပါ။

1.

danger

1.



2.

No smoking

2.



3.

poison

3.



4.

Keep out of reach of children.

4.



5.

Store away from flames.

5.



◀ ▶ ↺ ↻

ကုလသမဂ္ဂကလေးများရန်ပုံငွေအဖွဲ့ (မြန်မာ) ကပုံနှိပ်ပြီး  
ကျောင်းပြင်ပမှလက်ခံယူရန်အတွက် ဗဟိုအဆင့်လုပ်ငန်းစဉ်အတိုင်း  
အဆင့်မြှင့်တင်သည်။