

Republic of the Union of Myanmar
Ministry of Education



Non-Formal Primary Education

Level 2
English

2015

မြန်မာနိုင်ငံ အရည်အသွေးရှိ အခြေခံပညာရေးအစီအစဉ်
Myanmar Quality Basic Education Programme (QBEP)



အမှတ်စာ

ဘာသာစကားတစ်ခုကိုသင်ယူရခြင်းမှာယင်းဘာသာစကားကိုအသုံးပြု၍ နားထောင်တတ်ရန်၊ ပြောတတ်ရန်၊ ဖတ်တတ်ရန်နှင့် ရေးတတ်ရန်အတွက်ဖြစ်ပါသည်။ အင်္ဂလိပ်စာသည် ဘာသာစကား တစ်ခုဖြစ်ပါသည်။ သို့ဖြစ်၍ အင်္ဂလိပ်ဘာသာစကားကိုအသုံးပြု၍ နားထောင်တတ်ရန်၊ပြောတတ်ရန်၊ ရေးတတ်ရန်နှင့် ဖတ်တတ်ရန်သင်ယူသူများကိုလေ့ကျင့်ပို့ချပေးရမည်ဖြစ်ပါသည်။ အစဉ်အလာ အားဖြင့် ဖတ်တတ်၊ ရေးတတ်ရန် သင်ကြားပေးလေ့ရှိသော်လည်း ပြောတတ်၊နားထောင်တတ်ရန် သင်ကြားပေးမှု၌ အားနည်းကြပါသည်။ ထို့ကြောင့် ဤစာအုပ်တွင်ဘာသာစကားတစ်ခုသင်ကြားခြင်း၌ မရှိမဖြစ်လိုအပ်သော ဘာသာစကားကျွမ်းကျင်မှုလေးရပ်စလုံးကိုသင်ယူသူများရရှိနိုင်ရန် စီစဉ်ပြုစု ထားပါသဖြင့် ဤစာအုပ်၌ပါရှိသော လေ့ကျင့်ခန်းများအားလုံးကိုသင်ယူသူများပြုလုပ်ကြရန် လိုအပ်ပါ သည်။ ကျွမ်းကျင်မှုများရရှိနိုင်ရန်လေ့ကျင့်မှုများပြုလုပ်ရမည်ဖြစ်ပါသည်။ သင်ယူသူများ၏ ပတ်ဝန်း ကျင်၌တွေ့ရှိရသော အင်္ဂလိပ်အက္ခရာများ၊ စာလုံးများ၊ ဝါကျများကိုလည်း အသုံးပြု၍ သင်ကြား ပေးရန်ဖြစ်ပါသည်။ အနာအကြား၊ အပြောအဖတ်၊ အရေးကျွမ်းကျင်မှုများ ရရှိရန် ယေဘုယျ သင်ကြားနည်းကိုဆက်လက်ဖော်ပြပါမည်။ အနာအကြားကျွမ်းကျင်မှုအတွက် ကက်ဆက်ခွေကို အကြိမ်ကြိမ်ဖွင့်ပြခြင်း (သို့မဟုတ်)သင်ပြသူကမှန်ကန်သော အသံထွက်၊ အသံ အနေအထားဖြင့် ရှင်းလင်းပြတ်သားစွာ သင်ယူသူများအားလုံးကြားရန် အကြိမ်ကြိမ်ရွတ်ဆိုပြခြင်း၊ ဖတ်ပြခြင်း ပြုလုပ် ရမည်ဖြစ်ပါသည်။ အဓိပ္ပာယ်မဲ့နားထောင်ခြင်းမဖြစ်ရန်ရွတ်ဆိုပြသော စကားလုံး၊ စကားစုများ၏ အဓိပ္ပာယ်ကိုပေါ်လွင်စေသော ပစ္စည်းစစ်၊ ရုပ်ပုံကားချပ်၊ သင်ပုန်းပေါ်၌ ဆွဲထားသော ပုံများ ဟန်အမူအရာများ စသည်တို့ကိုအသုံးပြုရမည်ဖြစ်သည်။ အပြော၊ အဖတ်နှင့် အရေး ကျွမ်းကျင်မှုများ အတွက် သင်ကြားရာ၌ အဆင့်သုံးဆင့်ရှိပါသည်။ ပထမအဆင့်မှာသင်ပြသူက နမူနာဆိုပြခြင်း၊ ဖတ်ပြခြင်း၊ ရေးပြခြင်းတို့ကိုသင်ယူသူများ အကျွမ်းတဝင်ဖြစ်သည်အထိ အကြိမ်ကြိမ် ပြုလုပ်ရပါမည်။ ဒုတိယအဆင့်မှာသင်ယူသူများသည် တစ်တန်းလုံး၊ အုပ်စုလိုက်၊ တစ်ဦးချင်း (သင်ယူမှုအားနည်းသူ) အလိုက်သင်ပြသူနောက်မှလိုက်ဆိုခြင်း၊ ဖတ်ခြင်း၊ ရေးခြင်း ပြုလုပ်ရပါမည်။ တတိယအဆင့်အနေဖြင့် သင်ယူသူများကိုယ်တိုင်သင်ယူပါမှ သင်ယူမှုဖြစ်ထွန်းမည် ဖြစ်ပါသဖြင့် သင်ယူသူများကိုယ်တိုင် အင်္ဂလိပ်ဘာသာစကားအသုံးပြု၍ နားထောင်ခွင့်၊ ပြောခွင့်၊ ဖတ်ခွင့်၊ ရေးခွင့်ပေးရန် ဖြစ်ပါသည်။ ဆက်လက်၍ သင်ယူထားသော အင်္ဂလိပ်အက္ခရာများ၊ စကားလုံးများ၊ စကားစုများ၊ ဝါကျများကို အသုံးပြု၍ သင်ယူသူပြောလို၊ ရေးလိုသည့် အကြောင်းအရာများကို ဖန်တီးပြောရန်၊ ရေးရန်အတွက် သင်ပြသူဆရာက အခွင့်အလမ်းပေး၍တိုက်တွန်း အားပေးရန် ဖြစ်ပါသည်။

CONTENTS

Unit	Description	Page
1	Uncountable Nouns	1
2	Can/ Can't	5
3	Like	10
4	These, Those	15
5	Please/ Please don't	20
6	me, you, him, her, it, us, them	23
7	many, much, some, no	27
8	Is there —?/ There is—./ There isn't—.	30
9	Are there —?/ There are—./ There aren't—.	33
10	to bed, to school, etc.	36
11	May I——?	41
12	a teacher, a nurse, etc.	44
13	Adjectives	50
14	very	57
15	Comparison of Adjectives	60
16	Superlative of Adjectives	64
17	Here it is./ Here they are.	67
18	The Simple Present Tense	70
19	The Simple Past Tense	75
20	The Future Tense	80
21	Adverbs (1)	83
22	Adverbs (2) always, usually, sometimes, never	86
23	What time is it?	89
24	A week days	92
25	What/ Whose/ Where/ When/ How	95
26	Reading passage	98
27	Myself	100
28	Daily Usage	103

UNIT - 1

Uncountable Nouns



This is a sheet of paper.



This is a glass of water.



This is a packet of tea.



This is a bottle of milk.



This is a cake of soap.



This is a tin of coffee.



This is a piece of fish.



This is a packet of coffee mix.



This is a bowl of soup.



This is a piece of chalk.

Activities

Listening Skills

I. Listen and fill in the suitable column.

နားထောင်၍ သင့်လျော်သောကော်လံတွင်ဖြည့်ပါ။ ဆရာ/မ သည် သင်ခန်းစာပါ **Uncountable noun** များသာမက အခြားသင့်လျော်သော **Uncountable noun** များကိုပါ ရွတ်ဆိုပေးနိုင်ပါသည်။

e.g. paper, etc.

a piece of	a bottle of	a glass of	a packet of	a tin of
paper				






Speaking Skills

II. Ask and answer orally as in example.

အောက်တွင်ဖော်ပြထားသည့်အတိုင်း သူငယ်ချင်းနှင့်အတူ တစ်လှည့်စီပုံများကို လက်ဖြင့်ထောက်၍ အမေး၊ အဖြေပြုလုပ်ပါ။

e.g. A: Look at number 1. What is this?

B: This is a bottle of ink.

				
1.	2.	3.	4.	5.

Reading Skills

III. Read and match.

ဖတ်၍ ယှဉ်တွဲပါ။

1. This is a piece of chalk.

2. This is a bowl of soup.

3. This is a cup of tea.

4. This is a piece of cake.

5. This is a bottle of oil.



a



b



c



d



e

Writing Skills

IV. Fill in the blanks.

ကွက်လပ်ဖြည့်ပါ။

1. ch__k

2. w__t__r

3. m__k

4. p__p__r

5. pa__k__t

6. c__f__ee

7. b__t__l__

8. s__a__

9. f__s__

10. gl__s__

V. Look and write.

ကြည့်၍ရေးပါ။



a.



b.



c.



d.



e.



f.

What is this?

a. _____.

b. _____.

c. This is a piece of chicken.

d. _____.

e. _____.

f. _____.

VI. Look at the pictures and answer the question.

ရုပ်ပုံကိုကြည့်၍ မေးခွန်းများကိုဖြေပါ။

What do you see in the basket?



1. I see a bottle of water in the basket.
2. _____.
3. _____.
4. _____.
5. _____.
6. _____.
7. _____.

⇒ ⇒ ⇒ ⇒ ⇒

UNIT - 2

Can/ Can't



1. Teacher: Look at the picture.
Can you see an elephant?
Student: Yes, I can.
2. Teacher: Can you see a dog?
Student: No, I can't.
3. Teacher: Can you see a snake?
Student: Yes, I can.
4. Teacher: Can you see a cat?
Student: No, I can't.
5. Teacher: Can you see a monkey?
Student: Yes, I can.

မှတ်ချက်။ ဆရာနှင့်ကလေး တစ်လှည့်စီ အမေးအဖြေပြုလုပ်ပါမည်။
နှစ်သက်ရာတိရစ္ဆာန်များကိုလည်း ထည့်သွင်းမေးနိုင်ပါသည်။

ACTIVITIES

Listening, Speaking and Writing Skills

I. Ask and answer in pair and write down the answers in the table.

ကျောင်းသားနှစ်ဦးအပြန်အလှန်အမေးအဖြေပြုလုပ်၍မေးသူက ဖြေဆိုသူပြောသည့် အဖြေများအတိုင်းနှင့် မိမိ၏ယူဆချက်ကိုပါဇယားတွင်ရေးပါ။

Question	Friend's answer	Comment
1. Can you sing?	e.g. Yes, I can. (or) No, I can't.	e.g. He/She can . (or) He/She can't.
2. Can you ride a bicycle?		
3. Can you cook?		
4. Can you climb a tree?		
5. Can you swim?		
6. Can you make clothes?		
7. Can you drive a bullock cart?		

Reading Skills

II. Tick (✓) or cross (✗).

အမှန် (✓) သို့မဟုတ် အမှား (✗) ခြစ်ပါ။

1.



I can swim.




1.

2.



She cannot hear.

2.

3.  He cannot see. 3. _____
4.  Moe Thu can sing. 4. _____
5.  Mother can't cook. 5. _____

Writing Skills



III. Fill in the blanks with 'can' or 'cannot'.




'can' သို့မဟုတ် 'cannot' ကိုသုံး၍ကွက်လပ်ဖြည့်ပါ။

1. Birds _____ fly.
2. Cats _____ drive a car.
3. Snakes _____ walk.
4. Fish _____ swim.
5. Dogs _____ run.

IV. Look and write the correct answer as in example.

ပေးထားသော နမူနာအတိုင်း ကြည့်၍ရေးပါ။

1.		Can Aye Aye ride a bicycle? Yes, she can.
2.		Can he walk? No, he can't.

3.		<p>Can the men carry the box?</p> <p>_____.</p>
4.		<p>Can you see the bird?</p> <p>_____.</p>
5.		<p>Can Su Mon sing?</p> <p>_____.</p>

V. Change into question and negative as in example.

ပေးထားသော နမူနာအတိုင်း မေးခွန်းနှင့် အငြင်းဝါကျများရေးပါ။

- I can speak in English.

Can you speak in English? (question)

I can't speak in English. (negative)
- Kyaw Kyaw can play a guitar.

_____? (question)

_____. (negative)
- Aye Myat can dance.

_____? (question)

_____. (negative)

3. U Zaw can drive a bus.

_____? (question)

_____. (negative)

4. Phyu Phyu can draw a map.

_____? (question)

_____. (negative)

Writing and Speaking Skills

- VI. Pair work: Write a sentence of ‘*what you can do*’ and a sentence of ‘*what you cannot do*’. Then say to your partner.

သင်ပြုလုပ်နိုင်သော အပြုအမူပြဝါကျတစ်ကြောင်းနှင့် သင်မပြုလုပ်နိုင်သော အပြုအမူပြ ဝါကျတစ်ကြောင်းရေးပါ။ သင်၏ သူငယ်ချင်းနှင့် အပြန်အလှန်ပြောပါ။

⇒ ⇒ ⇒ ⇒ ⇒

UNIT - 3

Like



Su Mon



Ko Ko



Ma Ma and Nyi Nyi

 ✓	 ✓	 ✗	 ✓
 ✓	 ✗	 ✓	 ✓
 ✓	 ✓	 ✓	 ✗

- Su Mon likes TV.
 She likes cassette player.
 Su Mon likes TV and cassette player.
 Su Mon doesn't like football.
 She likes swimming.
 Su Mon doesn't like football but she likes swimming.
- Ko Ko likes football.
 He likes swimming.
 Ko Ko likes football and swimming.
 Ko Ko likes TV.
 Ko Ko doesn't like cassette player.
 Ko Ko doesn't like cassette player but he likes TV.

3. Ma Ma and Nyi Nyi like TV.
 They like cassette player.
 Ma Ma and Nyi Nyi like TV and cassette player.
 Ma Ma and Nyi Nyi like football.
 Ma Ma and Nyi Nyi don't like swimming.
 Ma Ma and Nyi Nyi don't like swimming but they like football.

ACTIVITIES

Listening Skills

- I. Teacher or a student says 5 sentences of *what he/ she likes* and *doesn't like* to the students. Then students listen and write in the correct column.

ဆရာ/မ (သို့) ကျောင်းသားတစ်ဦးသည် မိမိနှစ်သက်သောအရာနှင့် မနှစ်သက်သော အရာ ၅ ခုကို ကျောင်းသားများအားပြောပြပါ။ ကျောင်းသားများက နားထောင်၍ မှန်သော ကော်လံတွင်ဖြည့်ပါ။

e.g. I like sweet.
 I don't like banana.



like	don't like
sweet,	banana,

Speaking Skills

- II. Look and ask in pair as in example.

ပုံကိုကြည့်၍ပေးထားသောနမူနာအတိုင်းသူငယ်ချင်းနှင့်အပြန်အလှန်အမေး၊ အဖြေပြုလုပ်ပါ။









e.g. Do you like fish? Yes, I do. I like fish. (or) No, I don't. I don't like fish.

Reading Skills

III. Read the sentences and complete the table.

စာကြောင်းများကိုဖတ်၍ဇယားတွင်ပြည့်စုံစွာရေးပါ။

Su Mon, Ko Lay and Hnin are friends.








1. Su Mon likes  but she doesn't like .
2. Ko Lay doesn't like  but he likes .
3. Hnin doesn't like  but she likes .

Names	likes.....	doesn't like.....
Su Mon	fish	chicken
	ice-cream	
Hnin		

Writing Skills


IV. Fill in the blanks with '*like*' or '*don't like*'.

ကွက်လပ်တွင် '*like*' သို့မဟုတ် '*don't like*' ဖြည့်ပါ။

1. I _____ .
2. I _____ .
3. I _____ .
4. I _____ .
5. I _____ .
6. I _____ .
7. I _____ .

8. I _____  .

9. I _____  .

10. I _____  .

V. Look and write correct sentences as in example.


ပေးထားသောနမူနာအတိုင်း ပုံကိုကြည့်၍ ဝါကျကိုပြည့်စုံအောင်ရေးပါ။

1. Soe Soe




- (a) Soe Soe likes ice-cream.
 (b) Soe Soe doesn't like egg.
 (c) Soe Soe likes ice-cream but she doesn't like egg.

2. Ko Moe



- (a) _____
 (b) _____
 (c) _____

3. Myo Myo





- (a) _____
 (b) _____
 (c) _____

4. Sandar



- (a) _____
 (b) _____
 (c) _____

5. Yu Mon	
	
✓	✗

- (a) _____.
- (b) _____.
- (c) _____.

VI. Write two sentences each on *what you like* and *don't like*.

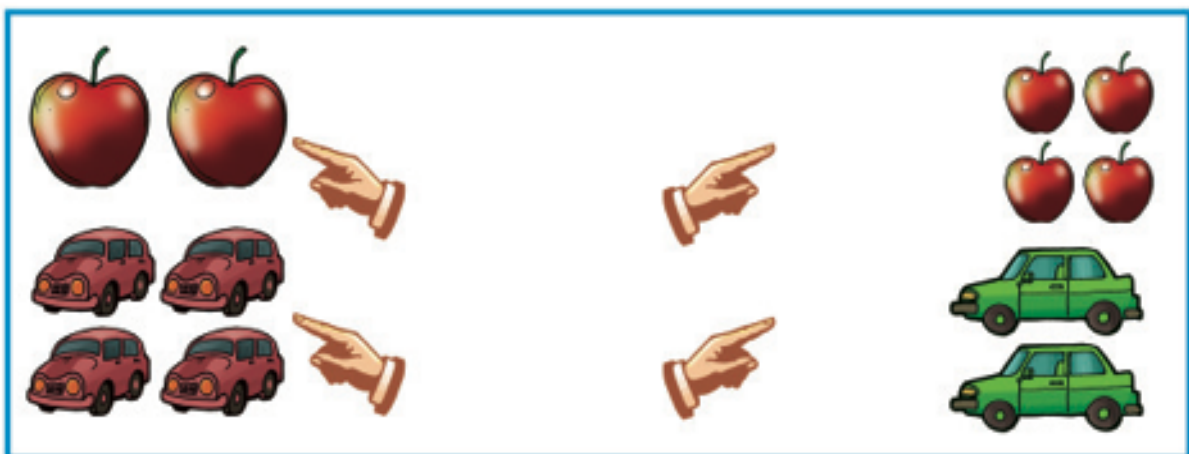

သင်နှစ်သက်သောအရာနှင့် မနှစ်သက်သောအရာအကြောင်းဝါကျနှစ်ကြောင်းစီ
ရေးပါ။

⇒ ⇒ ⇒ ⇒ ⇒

UNIT - 4

These, Those

Listen and repeat.









ACTIVITIES

Listening Skills

- I. Listen and write the serial numbers 1, 2, 3, etc. Number 1 is done for you as an example.

ဆရာမ ရွတ်ပြသည်ကို နားထောင်၍ ပုံများ၌ အမှတ်စဉ် ၁၊ ၂၊ ၃ စသည်ဖြင့် တပ်ပါ။ အမှတ်စဉ် ၁ ကို နမူနာပြုလုပ်ပေးထားပါသည်။

e.g. Those are bicycles.

	<div>1</div> 
	
	

Speaking Skills

II. Look and say by using "**These**" and "**Those**".

ပုံကိုကြည့်၍ "**These**" နှင့် "**Those**" တို့ကို အသုံးပြုပြီးရွတ်ဆိုပါ။

1.



2.



3.



Reading Skills

III. Read and circle.

ဖတ်၍ ဝိုင်းပါ။

1.



These / Those are ducks.



These / Those are fish.



These / Those are dogs.





These / Those are birds.



These/ Those are plums and these / those are mangoes.



These / Those boats are small but these/ those boats are big.




These / Those rulers are long but these/ those rulers are short.

Writing Skills

IV. Fill in the blanks.

ကွက်လပ်ဖြည့်ပါ။

1.



These are trishaws and
those _____ bicycles.



2.



_____ girls and
_____ boys.



3.



_____ oranges and
_____ apples.




4.





5.



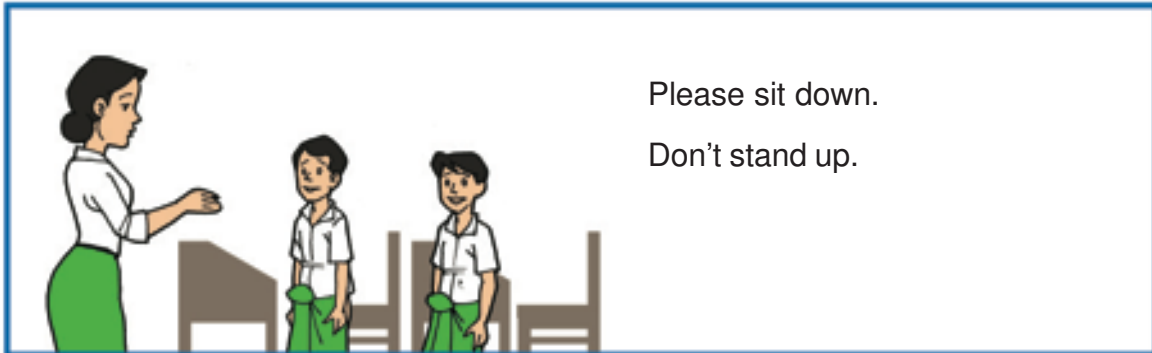


⇒ ⇒ ⇒ ⇒ ⇒

UNIT - 5

Please/ Please don't

Listen and repeat.



A rhyme to learn

Don't run across the road.

Stop and look.

Don't write on the wall.

Write in your book.

Don't run in school.

Always walk.

Listen to the teacher.

Please don't talk.

ACTIVITIES

Reading Skills

I. Match the sentences.

စာကြောင်းများကို ယှဉ်တွဲပါ။

- | | |
|--------------------------------------|---------------------|
| 1. Please don't touch the dog. | It's cold. |
| 2. Please don't shut the window. | Father is sleeping. |
| 3. Please don't make a noise. | It's dangerous. |
| 4. Please don't run across the road. | It's dirty. |
| 5. Please don't open the window. | It's hot. |

Speaking and Writing Skills

II. Look, say and write by using *Please* or *Please don't*.

ပုံကိုကြည့်ပြီး **Please** သို့မဟုတ် **Please don't** ကိုအသုံးပြု၍ ပြောပါ။ ရေးပါ။

1.



_____ listen to me.

2.



_____ run across the road.

3.



_____ fight.

4.



_____ walk on the pavement.

5.



_____ write in your book.

Listening Skills

III. Act according to teacher's instructions.

ဆရာ/မပြောသည့်အတိုင်းလိုက်လုပ်ပါ။

(Teacher's instructions are mentioned in the Teacher's manual.)

(ဆရာ/မ အသုံးပြုမည့်ညွှန်ကြားချက်များကိုဆရာလက်စွဲတွင်ဖော်ပြထားပါသည်။)

UNIT - 6

me, you, him, her, it, us, them

Listen and repeat.

1.



I am speaking to Aye Aye.
I am speaking to her.
I am speaking to Kyaw Kyaw.
I am speaking to him.

2.



I am speaking to you.
You are listening to me.

3.



I am carrying a kitten.
I am carrying it.

4.



Listen to me, children.
I am teaching you.
Yes, you are teaching us.

5,



I am teaching the children.
I am teaching them.

ACTIVITIES

Reading Skills

I. Read the sentences aloud choosing the right word.

မှန်ကန်သော စကားလုံးတစ်ခုစီကို ရွေး၍ ဝါကျများကိုအသံထွက်ဖတ်ပြပါ။

1. I am touching (she/ her/ he).
2. We are listening to (he/ him/ we).
3. She is carrying (it/ he/ I).
4. He is helping (we/ they/ us).
5. He is sitting near (I/ we/ me).
6. She is talking to (they/ them/ we).
7. She is pointing to (you/ they/ we).

Writing Skills

II. Copy the sentences in your exercise book filling in the blanks with *me/ you/ him/ her/ it/ us/ them*.


မှန်ကန်သောစကားလုံးဖြင့် ကွက်လပ်များကိုဖြည့်ပြီး လေ့ကျင့်ခန်းစာအုပ်များတွင် ကူးရေးပါ။

1. Please listen to me. I am talking to _____.
2. Zaw Zaw is my friend. I am sitting near _____.
3. This is Aye Aye. I am touching _____.
4. May San has a kitten. She is carrying _____.
5. We are listening to the teacher. She is talking to _____.
6. Kyaw Kyaw and Zaw Zaw are working and I am helping _____.

Speaking Skills

III. Fill in the blanks with correct words and say.

ကွက်လပ်များကို ဖြည့်၍ ပြောပါ။

<p>1.</p> 	<p>Look <u>at her</u>.</p> <p>She is writing.</p>
---	---

2.



Look at _____.
She is drinking.

3.



Look _____.
He is _____.

4.



_____.
They are _____.

5.



_____.
I can ride.

6



_____.
We are reading.

Listening Skills

IV. Listen and tick (✓).

နားထောင်၍အမှန်(✓)ခြစ်ပါ။

(ဆရာဖတ်ရမည့်ဝါကျများကိုသင်တန်းလက်စွဲတွင်ဖော်ပြထားပါသည်။)

1. (a)



(b)



2. (a)



(b)



3. (a)



(b)



4. (a)



(b)



UNIT - 7

many, much, some, no

Listen and repeat.



many apples



much smoke



some apples



some smoke



no apples



no smoke

ACTIVITIES

Listening Skills

I. Listen and tick (✓) or cross (✗).

နားထောင်ပြီး အမှန်(✓) သို့မဟုတ် အမှား(✗) ခြစ်ပါ။ (ဆရာဖတ်ရမည့်ဝါကျများကို သင်တန်းလက်စွဲတွင် ဖော်ပြထားပါသည်။)

1. ☐ 2. ☐ 3. ☐ 4. ☐ 5. ☐ 6. ☐ 7. ☐

Speaking Skills

II. Look and say by using *much/ many/ some/no*.

ရုပ်ပုံကားချပ်ကိုကြည့်ပြီး ***much/ many/ some/no*** တို့ကို အသုံးပြု၍ဆိုပါ။



e.g. no apple



_____ flowers



_____ sand



_____ glasses



_____ milk



_____ juice



_____ apples

Reading and Writing Skills

III. Read the passage and fill in the blanks.

စာပိုဒ်ကိုဖတ်ပြီး ကွက်လပ်ဖြည့်ပါ။

There are many trees in the garden. Ten trees have many flowers. Three trees have some flowers but only one tree has no flower. There is much water in the bucket to water the trees.

1. There is _____ water in the bucket.
2. Ten trees have _____ flowers.
3. One tree has _____ flower.
4. Three trees have _____ flowers.
5. There are _____ trees in the garden.

IV. Fill in the blanks with *many* or *much*.

ကွက်လပ်တွင် **many** သို့မဟုတ် **much** ဖြည့်ပါ။

1. She has _____ flowers.
2. There is _____ sand.
3. There is _____ smoke.
4. There are _____ glasses.

V. Look at the pictures and fill in the blanks with *many/much/some/no*.

ရုပ်ပုံကိုကြည့်ပြီး ကွက်လပ်တွင် **many/ much/ some/ no** တို့ကိုဖြည့်ပါ။



1. There is _____ rice in the bowl.
2. There is _____ milk in the bottle.
3. There is _____ water in the glass.
4. There are _____ books on the table.

⇒ ⇒ ⇒ ⇒ ⇒

UNIT - 8

Is there —?/ There is —./ There isn't —.

Listen and repeat.



Is there a book on the table?

Yes, there is.

Is there a pencil on the table?

No, there isn't.



Is there a cat in the basket?

Yes, there is.

Is there a dog in the basket?

No, there isn't.



Is there an apple on the plate?

Yes, there is.

Is there a sweet on the plate?

No, there isn't.

ACTIVITIES

Listening and Speaking Skills

- I. Look at the picture. Teacher and students interact as in examples using (*Is there —?/ There is —./ There isn't —.*)

ရုပ်ပုံကိုကြည့်၍ဆရာမနှင့်ကျောင်းသား၊ကျောင်းသူများ ***Is there —?/ There is —./ There isn't —.*** ကို အသုံးပြု၍ ဥပမာ၌ ဖော်ပြထားသကဲ့သို့ အပြန်အလှန် အမေးအဖြေပြုလုပ်ပါ။



- e.g. (1) Is there a bag on the table?
Yes, there is.
- (2) Is there an eraser on the table?
No, there isn't.

Reading Skills

II. Read the passage and tick (✓) in Yes or No.

စာပိုဒ်ကိုဖတ်၍ Yes သို့မဟုတ် No အကွက်၌ (✓)ပါ။


This is our classroom. There is a duster on the table. A blackboard is in front of the class. A picture is on the wall. A clock is on the wall, too. A broom is at the back of the classroom.

	Yes	No
1. There is a duster.	<input type="checkbox"/>	<input type="checkbox"/>
2. There isn't a fan.	<input type="checkbox"/>	<input type="checkbox"/>
3. There is a flower.	<input type="checkbox"/>	<input type="checkbox"/>
4. There is a clock.	<input type="checkbox"/>	<input type="checkbox"/>
5. There isn't a broom.	<input type="checkbox"/>	<input type="checkbox"/>

Writing Skills

III. Look and write.

ပုံကိုကြည့်၍ အဖြေရေးပါ။

1.  Is there a pencil in the box?
Yes, _____.

2. _____ there water in the glass?
_____.



3. _____ a dog on the chair?




No, _____.

4. _____ a doll on the table?

_____.



5. _____ a cup on the table?



_____.

6. _____ an apple on the plate?

_____.



⇒ ⇒ ⇒ ⇒ ⇒

UNIT - 9

Are there —?/ There are —./ There aren't —.

Listen and repeat.



Are there flowers in the glass?

Yes, there are.

Are there plants in the glass?

No, there aren't.

Are there pencils on the table?

Yes, there are.

Are there rulers on the table?

No, there aren't.



Are there ducks in the water?

Yes, there are.

Are there boats in the water?

No, there aren't.



ACTIVITIES

Listening and Speaking Skills

- I. Look at the picture. Teacher and students interact as in examples using (*Are there —?/ There are —./ There aren't —.*)

ရုပ်ပုံကိုကြည့်၍ ဆရာမနှင့် ကျောင်းသား၊ ကျောင်းသူများ **Are there—?/ There are —./ There aren't —.** ကို အသုံးပြု၍ ဥပမာ၌ဖော်ပြထားသကဲ့သို့ အပြန်အလှန် အမေးအဖြေပြုလုပ်ပါ။




- e.g. (1) Are there boys in the picture?
Yes, there are.
- (2) Are there dogs in the picture?
No, there aren't.

II. Look and read out sentences by using “*There are*” and “*There aren't*”.

ရုပ်ပုံကိုကြည့်၍ ***There are*** နှင့် ***There aren't*** ကိုသုံးပြီး ဥပမာကဲ့သို့ ရွတ်ဆိုပါ။

- e.g. There are birds in the picture.
There aren't any aeroplanes in the picture.



Reading and Writing Skills

III. Look and write.

ရုပ်ပုံကိုကြည့်ပြီး ရေးပါ။

1.



Are there books on the table?

Yes, _____.

2.

_____ flowers on the table?

_____.



3.



_____ there plates on the table?

_____.

4.

Are there pens on the table?

_____.



5.



_____?

_____.

IV. Rearrange, read and write.

စကားလုံးများကို အစီအစဉ်တကျ ပြန်စီ၍ ဖတ်ပါ။ ရေးပါ။

1. students/ class/ many/ in/ are/ ./ the/ There/

2. apples/ Are/ there/ table/ the/ ?/ on/

3. aren't/ ./ There/ flowers/ any/

4. the/ bottles/ are/ table/ ./ on/ There/ many/

5. boys/ under/ There/ four/ sitting/ are/ ./ tree/ the/

⇒ ⇒ ⇒ ⇒ ⇒

UNIT - 10

to bed, to school, etc.



It is time for bed.

He is going to bed.



It is time for school.

He is going to school.



It is time for work.

He is going to work.

1.



How is he going to work?

He is going to work by car.

2.



How are they going to school?

They are going to school by train.

3.



How are they crossing the river?

They are crossing the river by ship.

4.



How are they going to pagoda?

They are going to pagoda on foot.

5.



How are they going to school?

They are going to school by bus.

ACTIVITIES

Reading Skills

I. Look and match.

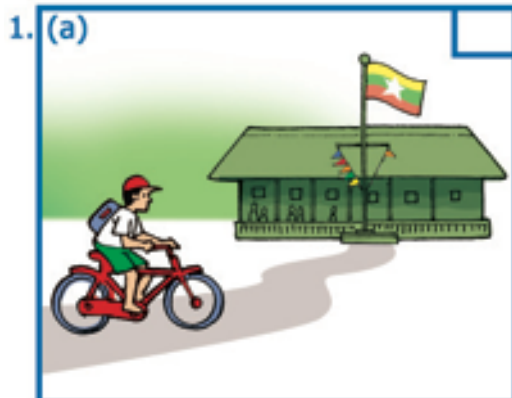
ကြည့်၍ ယှဉ်တွဲပါ။


- | | |
|-----------------------------|---------------------------------------|
| 1. It is time for cooking. | (a) He is going to the well. |
| 2. It is time for lunch. | (b) She is going to the kitchen. |
| 3. It is time for bath. | (c) They are going to the playground. |
| 4. It is time for reading. | (d) They are going to the canteen. |
| 5. It is time for play. | (e) She is going to the altar. |
| 6. It is time for relax. | (f) He is going to the field. |
| 7. It is time for teaching. | (g) She is going to the market. |
| 8. It is time for prayer. | (h) She is going to the library. |
| 9. It is time for shopping. | (i) They are going to the park. |
| 10. It is time for work. | (j) She is going to the school. |

Listening Skills

II. Listen and tick(✓).

နားထောင်၍ (✓)ပါ။ (ဆရာဖတ်ရမည့်ဝါကျများကို သင်တန်းလက်စွဲတွင် ဖော်ပြထားပါသည်။)





Reading, Speaking and Writing Skills

III. Look at the pictures. Ask and answer the question as in example orally. Then, write down questions and answers.

ရုပ်ပုံကိုကြည့်၍ ဥပမာအတိုင်း နှုတ်မေး၊ နှုတ်ဖြေ ပြုလုပ်ပါ။ ထို့နောက်မေးခွန်းနှင့် အဖြေများကို ရေးပါ။



e.g How is the boy going to school?

He is going to school by bus.

1. How is the boy going to school?
_____.
2. How are they going to the market?
_____.
3. How is the man going to work?
_____.
4. How are they crossing the river?
_____.
5. How are they going to Singapore?
_____.

⇒ ⇒ ⇒ ⇒ ⇒

UNIT - 11

May I——?





ACTIVITIES

Speaking Skills

I. A game:

- Prepare the lots.
- Ask each student to draw a lot.
- Do the action according to the lot.
- ဥပမာ- အတန်းတွင်းဝင်ခွင့်ပြုပါ။ အခန်းအပြင်ထွက်ခွင့်ပြုပါစသည်ဖြင့် မြန်မာလိုရေးထားသောမဲလိပ်များကိုပြင်ဆင်ပါ။
ကျောင်းသားတစ်ဦးစီအားမဲနှိုက်၍ အင်္ဂလိပ်လိုပြောကာအမှုအရာပြု လုပ်ပါစေ။

Reading and Writing Skills

II. Rearrange, read and write.

စာကြောင်းများကို အစီအစဉ်အတိုင်း မှန်ကန်စွာပြန်စီ၍ ဖတ်ပါ။ ရေးပါ။

1. please? / I / clean / the blackboard / , / May /
2. May / your name / please? / I / , / know /
3. use / please? / I / May / your / umbrella / , /
4. I / your basket / May / carry / , / please? /
5. May / please? / I / a cup of coffee / , / drink /

Speaking, Listening and Writing Skills

- III. Divide the class into two. Group (A) will make a question by using 'May I—?' . If the group (A) is correct, it will get (1) mark. Group (B) will write the correct sentence said by group (A). If the group (B) is correct it will get (1) mark. Each group will take turn.

အတန်းကို အုပ်စု(၂)ခုခွဲပါ။ အုပ်စု (A) မှ "**May I—?**" ဝါကျတစ်ခုကို မှန်ကန်စွာ ပြောပါ။ မှန်ကန်လျှင် (၁)မှတ်ရမည်။ အုပ်စု (B)မှ အုပ်စု(A) ပြောသော ဝါကျကို စာလုံးပေါင်း မှန်စွာရေးရမည်။ မှန်ကန်လျှင် (၁)မှတ်ရမည်။ အပြန်အလှန် ပြုလုပ် ပါစေ။

UNIT - 12

a teacher, a nurse, etc.



I teach in school.
I am a teacher.



I look after patients.
I am a nurse.



I catch the fish.
I am a fisherman.



I drive the children to school.
I am a bus driver.



I make a shirt.
I am a tailor.



He is a doctor.



He is a soldier.



He is a shopkeeper.



He is a workman.



He is a farmer.



He is a carpenter.

ACTIVITIES

Reading Skills

I. Match the pictures to the words.

ပုံနှင့်စာလုံးများကို ယှဉ်တွဲပါ။



fisherman



teacher



farmer



doctor



nurse



tailor



soldier

Speaking Skills

II. Ask and answer the questions as in 1.

မေးခွန်းများကို ဖြေပါ။



a bus-driver?

Is he a bus-driver?

No, he isn't.

He is a farmer.



a farmer?

Is he a farmer?

_____.

_____.



a nurse?

Is she a _____?

_____.

_____.



a tailor?

_____?

_____.

_____.



a doctor?

_____?

_____.

_____.

Listening Skills

III. Listen and tick(✓).

နားထောင်၍(✓)ပါ။ (ဆရာမတ်ရမည့်ဝါကျများကို သင်တန်းလက်စွဲ တွင်ဖော်ပြထားပါသည်။)

1. (a)



(b)



2. (a)



(b)



3. (a)



(b)



4. (a)



(b)



5. (a)



(b)



Writing Skills

IV. Answer the questions in your exercise book as in No. 1.

မေးခွန်းများကိုဖြေ၍ လေ့ကျင့်ခန်းစာအုပ်တွင်ရေးပါ။

1. She teaches in school.

What is she?

She is a teacher.

2. He catches the fish.

What is he?

_____.

3. She makes a shirt.

What is she?

_____.

4. He works in a hospital.

What is he?

_____.

5. He drives a taxi.

What is he?

_____.

6. She looks after patients.

What is she?

_____.

⇒ ⇒ ⇒ ⇒ ⇒

UNIT - 13

Adjectives

Listen and repeat.



big



small



fat



thin



thick



thin



tall




short



long



short





fast



slow



hardworking



lazy

abcde

good

a b c d

bad



happy



sad







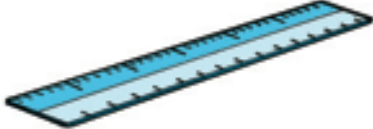


hot



cold

Listen and repeat.

1.		The man is fat.
2.		The woman is thin.
3.		The boy is tall.
4.		The girl is short.
5.		Su Su is happy.
6.		Ko Ko is sad.
7.		This ruler is long.

ACTIVITIES


Listening and Speaking Skills

I. Pair work

Look at the pictures. Ask and answer orally by using “*fat, thin, tall, short, happy*.”

ကျောင်းသားနှစ်ဦးစီတွဲပါ။ ရုပ်ပုံကိုကြည့်၍ “*fat, thin, tall, short, happy*” တို့ကို အသုံးပြုပြီး အပြန်အလှန် နှုတ်မေး၊ နှုတ်ဖြေ ပြုလုပ်ပါ။

e.g. Who is fat?
U Kyaw Tint is fat.








Reading and Writing Skills

II. Look and fill in the blanks.

ရုပ်ပုံများကိုကြည့်ပြီး ကွက်လပ်ဖြည့်ပါ။

small, dirty, pretty, fat, long

<p>1.</p> 	<p>This is a _____ pig.</p>
---	-----------------------------

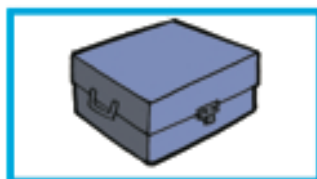
This shirt is _____.	2. 
3. 	This is a _____ ball.
This bird has a _____ neck.	4. 
5. 	Ohnmar is a _____ girl.

III. Look and fill in the blanks with the opposite of the words.

ဆန့်ကျင်ဖက်စာလုံးများကို ဖြည့်ပါ။



This girl is **pretty** but this one is _____.



This box is **heavy** but this one is _____.





This boy is **lazy** but this man is _____.



This boy is **careful** but this one is _____.



This is **dangerous** but this is _____.



This is **good** but this is _____.








⇒ ⇒ ⇒ ⇒ ⇒

UNIT - 14

very

Listen and repeat.

1. Khin Khin 	2. Su Lay 	3. Ni Ni 	4. Mya Mya 	5. Aye Aye 
fat	very fat	thin	very thin	not very fat, not very thin

1. Khin Khin is fat.
2. Su Lay is very fat.
3. Ni Ni is thin.
4. Mya Mya is very thin.
5. Aye Aye is not very fat and not very thin.

ACTIVITIES

Listening, Speaking and Writing Skills

- Pair work: Look at the pictures. Say sentences as in example, taking turn. Then write these sentences.


ရုပ်ပုံကိုကြည့်ပြီး ဥပမာကဲ့သို့ ဝါကျများကို တစ်လှည့်စီပြောပါ။ ထို့နောက် ရေးပါ။



- (tall) Kyaw Kyaw is very tall.
 (short) Toe Toe is very short.
 (tall, short) Myint Oo is not very tall and not very short.

Kyaw Kyaw, Myint Oo, Toe Toe

2.




(big) _____.

(small) _____.

(big, small) _____.

3.



(fast) _____.

(slow) _____.

(fast, slow) _____.

4.



(old) _____.

(young) _____.

(old, young) _____.


U Ba U Kyaw Aung Aung

Reading and Writing Skills

II. Make sentences about the pictures as in example by using the given words.

ပေးထားသော စာလုံးများကိုသုံး၍ ဥပမာကဲ့သို့ ဝါကျရေးပါ။

old	fat	small
ugly	cold	wet



The fish is very small.

2.



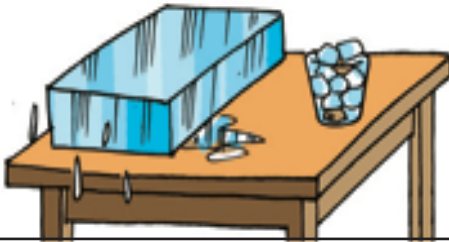
girl

3.



shirt

4.



ice

5.



woman

6.



man


UNIT - 15

Comparison of Adjectives

No.	Positive Degree ရိုးရိုးအဆင့်	Comparative Degree ပို၍သာသောအဆင့်
1	long ရှည်သော	longer
2	tall ရှည်သော/မြင့်သော	taller
3	short တိုသော/ပုသော	shorter
4	fast လျင်မြန်သော	faster
5	slow နှေးကွေးသော	slower
6	thick ထူသော	thicker
7	thin ပါးသော	thinner
8	old အသက်ကြီးသော/ဟောင်းသော	older
9	young ငယ်ရွယ်သော	younger
10	new သစ်သော	newer
11	fat ဝသော	fatter
12	thin ပိန်သော	thinner
13	big ကြီးသော	bigger
14	small သေးသော/ငယ်သော	smaller
15	sad ဝမ်းနည်းသော	sadder
16	happy ပျော်ရွှင်သော	happier
17	clean သန့်ရှင်းသော	cleaner
18	dirty ညစ်ပတ်သော	dirtier
19	light ပေါ့သော	lighter
20	heavy လေးသော	heavier
21	clever လိမ္မာသော	cleverer
22	lazy ပျင်းရိသော	lazier
23	pretty လှပသော	prettier
24	ugly ရုပ်ဆိုးသော	uglier
25	kind ကြင်နာသော	kinder
26	safe လုံခြုံသော	safer
27	cheap ဈေးပေါသော/ဈေးချိုသော	cheaper
28	dangerous အန္တရာယ်ရှိသော	more dangerous
29	expensive ဈေးကြီးသော	more expensive
30	careful ဂရုစိုက်သော/သတိကြီးသော	more careful
31	careless ဂရုမစိုက်သော/ပေါ့ဆသော	more careless
32	beautiful လှပသော	more beautiful
33	hardworking အလုပ်ကြိုးစားသော	more hardworking
34	good ကောင်းသော	better
35	bad ဆိုးသော	worse

Listen and repeat.

1.



The ruler is longer than the pencil.

The pencil is shorter than the ruler.


2.



The boy is taller than the girl.

The girl is shorter than the boy.


3.



An aeroplane is faster than the car.

A car is slower than an aeroplane.

4.



A book is thicker than the newspaper.

A newspaper is thinner than the book.

Listen and repeat.

1.



Motorcycle is more dangerous than bicycle.

2.



This picture is more beautiful than that picture.

3.



This writing is good but that is better.

4.



This writing is bad but that is worse.

ACTIVITIES

Listening and Speaking Skills

- I. Chain conversation: All in the classroom sit in a circle. One starts saying an adjective. Next to him/ her has to say comparative degree of the word and says a different adjective to his/ her neighbour. After that, his/her neighbour continues in the same manner.

ကျောင်းသားများ ဝိုင်း၍ထိုင်ပါစေ။ ကျောင်းသားတစ်ဦးက နာမဝိသေသနတစ်ခုကို ပြောပါ။ (ဥပမာ-**good**) ထိုအခါ ယင်းဘေးမှ ကျောင်းသားက **better** ဟုပြောပြီး မတူသောနာမဝိသေသနတစ်ခုကို ယင်းဘေးမှသူငယ်ချင်းအားပြောပါ။ ထိုသူငယ်ချင်းသည် အထက်ပါအတိုင်း ဆက်၍ဆောင်ရွက်ပါ။

Reading and Writing Skills

- II. Fill in the blanks with the correct form of the words given in the brackets.

ကွင်းထဲရှိ စာလုံးများကိုသုံး၍ ကွက်လပ်များကို မှန်ကန်စွာဖြည့်ပါ။

1. (big) A horse is _____ than a dog.
2. (strong) A cat is _____ than a mouse.
3. (fast) An aeroplane is _____ than a car.
4. (good) Nay Toe's shirt is _____ than Myo Gyi's.
5. (bad) His marks are _____ than her marks.
6. (young) May Thu is _____ than May San.
7. (rich) U Baw Ga is _____ than U Thu Kha.
8. (beautiful) Shwe Yi is _____ than Pa Pa.
9. (fat) Pwint is _____ than Goon Pon.
10. (heavy) Stone is _____ than feather.



UNIT - 16

Superlative of Adjectives

No.	Positive Degree ရိုးရိုးအဆင့်	Comparative Degree ပို၍သာသောအဆင့်	Superlative Degree အသာလွန်ဆုံးအဆင့်
1	long ရှည်သော	longer	longest
2	tall ရှည်သော/မြင့်သော	taller	tallest
3	short တိုသော/ပုသော	shorter	shortest
4	fast လျင်မြန်သော	faster	fastest
5	slow နှေးကွေးသော	slower	slowest
6	thick ထူသော	thicker	thickest
7	thin ပါးသော	thinner	thinnest
8	old အသက်ကြီးသော/ဟောင်းသော	older	oldest
9	young ငယ်ရွယ်သော	younger	youngest
10	new သစ်သော	newer	newest
11	fat ဝသော	fatter	fattest
12	thin ပိန်သော	thinner	thinnest
13	big ကြီးသော	bigger	biggest
14	small သေးသော/ငယ်သော	smaller	smallest
15	sad ဝမ်းနည်းသော	sadder	saddest
16	happy ပျော်ရွှင်သော	happier	happiest
17	clean သန့်ရှင်းသော	cleaner	cleanest
18	dirty ညစ်ပတ်သော	dirtier	dirtiest
19	light ပေါ့သော	lighter	lightest
20	heavy လေးသော	heavier	heaviest
21	clever လိမ္မာသော	cleverer	cleverest
22	lazy ပျင်းရိသော	lazier	laziest
23	pretty လှပသော	prettier	prettiest
24	ugly ရုပ်ဆိုးသော	uglier	ugliest
25	kind ကြင်နာသော	kinder	kindest
26	safe လုံခြုံသော	safer	safest
27	cheap ဈေးပေါသော/ဈေးချိုသော	cheaper	cheapest
28	dangerous အန္တရာယ်ရှိသော	more dangerous	most dangerous
29	expensive ဈေးကြီးသော	more expensive	most expensive
30	careful ဂရုစိုက်သော/သတိကြီးသော	more careful	most careful
31	careless ဂရုမစိုက်သော/ပေါ့ဆသော	more careless	most careless
32	beautiful လှပသော	more beautiful	most beautiful
33	hardworking အလုပ်ကြိုးစားသော	more hardworking	most hardworking
34	good ကောင်းသော	better	best
35	bad ဆိုးသော	worse	worst

ACTIVITIES

Listening and Speaking Skills

- I. Chain conversation: All in the classroom sit in a circle. One starts saying an adjective. Next to him/ her has to say comparative and superlative degrees of that adjective and says a different adjective to his/ her neighbour. After that, his/her neighbour continues in the same manner.

ကျောင်းသားများ ဝိုင်း၍ထိုင်ပါစေ။ ကျောင်းသားတစ်ဦးက နာမဝိသေသနတစ်ခုကို ပြောပါ။ (ဥပမာ-**good**) ထိုအခါ ယင်းဘေးမှ ကျောင်းသားက **better, best** ဟု ပြောပြီး ဆက်လက်၍ မတူသောနာမဝိသေသနတစ်ခုကိုယင်းဘေးမှသူငယ်ချင်းအား ပြောပါ။ ထိုသူငယ်ချင်းသည်လည်း အထက်ပါအတိုင်း ဆက်၍ဆောင်ရွက်ပါ။

Reading and Writing Skills

- II. Fill in the blanks with the correct form of the words given in the brackets.

ကွင်းထဲရှိ စာလုံးများကိုသုံး၍ ကွက်လပ်များကို မှန်ကန်စွာဖြည့်ပါ။

1. (big) The elephant is the _____ land animal.
2. (good) Khin Ma is the _____ swimmer in our school.
3. (beautiful) Su Mon is the _____ girl in her class.
4. (thin) Ko Tu is the _____ boy in his family.
5. (long) The giraffe has the _____ neck of all animals.
6. (hot) Fire is the _____ thing.
7. (long) Ayeyarwady is the _____ river in Myanmar.
8. (small) Kayar is the _____ state in Myanmar.
9. (high) Khakarborazi is the _____ mountain in Myanmar.
10. (dangerous) TB is the _____ disease in the world.

III. Answer the questions.

1. Who is the oldest person in your family?

2. Who is the cleverest person in your family?

3. Who is the tallest person in your class?

4. Who is the richest person in your village?

5. Who is the kindest person in your life?



6. What is the best thing you want in your life?

⇒ ⇒ ⇒ ⇒ ⇒

UNIT - 17

Here it is./ Here they are.

Listen and repeat.



ACTIVITIES

Reading Skills

I. Read and match.

ဖတ်၍ ယှဉ်တွဲပါ။

- | | |
|----------------------------|----------------|
| 1. Where are my earrings? | Here it is. |
| 2. Where is my comb? | Here they are. |
| 3. Where is my toothbrush? | Here it is. |
| 4. Where is my soap? | Here they are. |
| 5. Where are my trousers? | Here it is. |

Writing Skills

II. Fill in the blanks with “*Here it is. / Here they are.*”

ကွက်လပ်များကို မှန်ကန်စွာဖြည့်ပါ။

1. Where are my clothes?

2. Where is my bag?

3. Where is my shirt?




4. Where are my apples?



5. Where is my cat?

Listening and Speaking Skills

- III. Pair work: One student has to ask the question “*Where is/ are ...?*” by looking at the picture and the other student has to answer “*Here it is. / Here they are.*”. Then each takes turn.

ကျောင်းသားတစ်ဦးက ရုပ်ပုံကားချပ်ကိုကြည့်၍ “***Where is/ are?***” ကိုအသုံးပြုပြီးမေးပါ။ အခြားကျောင်းသားတစ်ဦးက “***Here it is. / Here they are.***” ကိုအသုံးပြု၍ဖြေပါ။ အလှည့်ကျပြုလုပ်ပါစေ။

		
mangoes	slippers	torch

		<p>Ask anything you want.</p> <p>စာသင်ခန်းတွင်းရှိ သင်နှစ်သက်ရာပစ္စည်းကို အသုံးပြု၍ အမေးအဖြေပြုလုပ်ပါ။</p>
umbrella	books	

⇒ ⇒ ⇒ ⇒ ⇒

UNIT - 18

The Simple Present Tense

Listen and repeat.

1.



The sun rises in the east.

2.



A shopkeeper sells goods.

3.



The earth is round.

4.



The Ayeyarwady River is the most useful river in Myanmar.

5.



Parents love their children.



What do you do?
I am a doctor.
I work in a hospital.



What do you do?
I am a teacher.
I work in a school.



What do you do?
I am a fisherman.
I catch fish.



What does he do?
He is a soldier.
He fights for our country.



What does she do?
She is a nurse.
She looks after a patient.



Every morning I get up at seven o'clock. I wash my face. I brush my teeth. I take a bath. I change my clothes. I have my breakfast. I go to school.



ACTIVITIES

Reading Skills

I. Read and match.

ဖတ်၍ယှဉ်တွဲပါ။

A

1. get up
2. wash
3. brush
4. change
5. have
6. go

B

- my skirt
- to the market
- at 7 o'clock
- my lunch
- my teeth
- my face

Writing Skills

II. Fill in the blanks with the correct form of the verb.

ကွက်လပ်များတွင် မှန်ကန်သော ကြိယာကိုဖြည့်ပါ။

1. (go) Hla Hla _____ to the market every day.
2. (work) A nurse _____ in a hospital.
3. (have) He _____ his breakfast at 8 o'clock.
4. (live) I _____ in Ywatharyar.
5. (teach) They are teachers. They _____ in school.
6. (look after) May Thu is a nurse. She _____ patients.
7. (be) The ice _____ cold.
8. (flow) The river _____ from north to south.
9. (bloom) Flowers _____ in the cold season.
10. (catch) A fisherman _____ fish.

III. Fill in the blanks with the suitable verb.


ကွက်လပ်များတွင် ဆီလျော်သော ကြိယာကိုဖြည့်ပါ။




I usually _____ up at 6:30 in the morning. Then I get out of bed. After that
I _____ my face and _____ my teeth. And then, I _____ my breakfast.
Then I _____ my clothes and _____ to school.




Speaking Skills

IV. Look and say.

ပုံကိုကြည့်၍ ပြောပါ။

He is Aung Moe. Every morning he  up at 7 o'clock.

He  his face. He  his teeth. He  his breakfast.

He  a bath. He  his shirt. He  to school

Listening and Speaking Skills

V. Do the following chain conversation starting from the teacher.

ဆရာကစတင်၍ ကလေးတစ်ဦးကိုမေးပြီး ယင်းကလေးကအခြားကလေးများကို
ဆက်မေးပါစေ။ ဥပမာ—

Teacher : What does your father do? / What time do you get up?

Student 1: My father works at the tea shop. / I get up at 6 o'clock.

Student 1: What does your father do? / What time do you get up?

Student 2: _____



UNIT - 19

The Simple Past Tense

Listen and repeat.

No.	Simple Present Tense		Simple Past Tense
1	look	ကြည့်သည်။	looked
2	clean	သန့်ရှင်းသည်။	cleaned
3	play	ကစားသည်။	played
4	watch	စောင့်ကြည့်သည်။	watched
5	walk	လမ်းလျှောက်သည်။	walked
6	work	အလုပ်လုပ်သည်။	worked
7	look after	ကြည့်ရှုစောင့်ရှောက်သည်။	looked after
8	change	ပြောင်းလဲသည်။	changed
9	wash	လျှော်ဖွတ်သည်။	washed
10	brush	ပွတ်တိုက်သည်။	brushed
11	love	ချစ်ခင်မြတ်နိုးသည်။	loved
12	bloom	ဖူးပွင့်သည်။	bloomed
13	live	နေထိုင်သည်။	lived
14	flow	စီးဆင်းသည်။	flowed
15	sell	ရောင်းသည်။	sold
16	am, is, are	ရှိသည်။ ဖြစ်သည်။	was, were
17	teach	သင်ကြားသည်။	taught
18	catch	ဖမ်းသည်။	caught
19	fight	တိုက်ခိုက်သည်။	fought
20	get up	အိပ်ရာမှထသည်။	got up
21	take	ယူသည်။	took
22	go	သွားသည်။	went
23	rise	ထွက်သည်။	rose
24	write	ရေးသည်။	wrote
25	come	လာသည်။	came
26	buy	ဝယ်သည်။	bought
27	sleep	အိပ်သည်။	slept
28	give	ပေးသည်။	gave
29	eat	စားသည်။	ate
30	drive	မောင်းသည်။	drove
31	carry	သယ်ဆောင်သည်။	carried
32	read	ဖတ်သည်။	read
33	make	ပြုလုပ်သည်။	made
34	study	လေ့လာသင်ကြားသည်။	studied

Listen and repeat.



They watched television last night.



I walked to the market this morning.



Mg Mg gave me a kite yesterday.



I wrote a letter to Waing Sein last Monday.



Khine Khine came to my house last week.



My mother bought the apples yesterday.



Kyi Kyi sold her house last year.



I ate an ice-cream yesterday.



Mg Mg slept in the train last night.



My sister went to the pagoda last Sunday.

ACTIVITIES

Listening Skills

I. Listen and tick(✓).

နားထောင်၍(✓)ပါ။(ဆရာဖတ်ရမည့်ဝါကျများကိုသင်တန်းလက်စွဲတွင်ဖော်ပြထားပါသည်။)

1. (a) ☐ (b) ☐

2. (a) ☐ (b) ☐

3. (a) ☐ (b) ☐

4. (a) ☐ (b) ☐

5. (a) ☐ (b) ☐

6. (a) ☐ (b) ☐

Speaking Skills

II. Do the following chain conversation starting from the teacher.

ဆရာက စတင်၍ ကလေးတစ်ဦးကိုမေးပြီး ယင်းကလေးက အခြားကလေးများကို ဆက်မေးပါစေ။

Teacher: What did you do yesterday?

Student 1: I watched TV.

Student 1: What did you do yesterday?

Student 2:

Reading Skills

III. Read and circle.

ဖတ်၍ ဝိုင်းပါ။

Last night I (have, had) a dream. In my dream I (was, am) in a big park. I (saw, see) many beautiful flowers and trees. I (walk, walked) and (looked, look) around. Suddenly I (hear, heard) someone calling my name. It (is, was) a big snake so I ran away quickly. Then I (wake, woke) up.

Writing Skills

IV. Complete the table.

ဇယားတွင် မှန်ကန်သော verb ကိုဖြည့်ပါ။

No.	everyday	yesterday
1	I go to school.	I _____ to school.
2	She has a cup of tea.	She _____ a cup of tea.
3	They _____ football.	They played football.
4	We watch TV.	We _____ TV.
5	She _____ to the market.	She walked to the market.

V. Write 5 sentences on what you did last Sunday.

လွန်ခဲ့သောတနင်္ဂနွေနေ့ကသင်ပြုလုပ်ခဲ့သော အကြောင်းအရာကို ဝါကျ ၅ ကြောင်း ခန့်ရေးပါ။

⇒ ⇒ ⇒ ⇒ ⇒

UNIT - 20

The Future Tense



Ko Ko will play football.



He will swim in the river.



She will wash the dishes.



The boy will fly the kite.



The man will build a bridge.

ACTIVITIES

Listening and Speaking Skills

- I. Ask and answer in pair as in example and change the role.

ဥပမာတွင်ဖော်ပြထားသည့်အတိုင်း နှစ်ယောက်တစ်တွဲစီ မေးပါ၊ ဖြေပါ။

Student (A) What will he do?

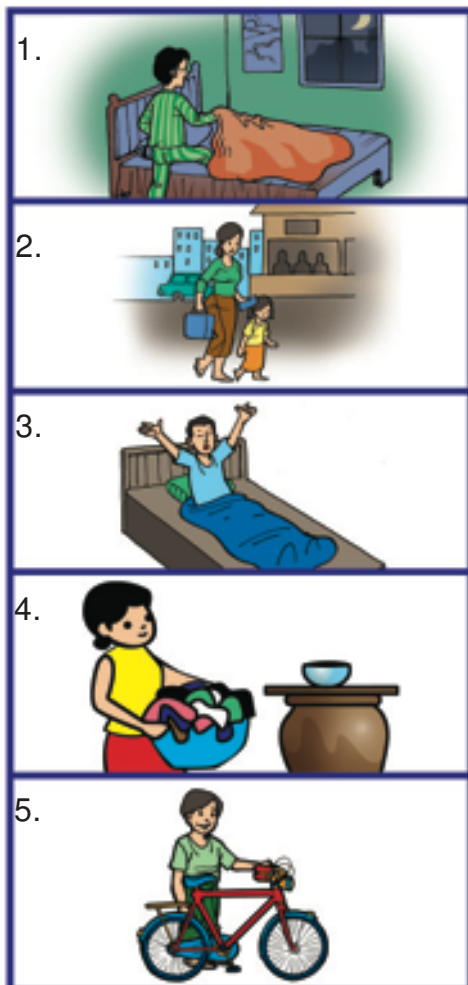
Student (B) He will eat banana.



Reading Skills

- II. Read and match.

ဖတ်၍ ယှဉ်တွဲပါ။



He will get up.

He will sleep.

They will buy food.

He will ride a bicycle.

She will wash the clothes.

Writing Skills

III. Look at the pictures and complete the sentences as in No. 1.

ဝါကျများကို ပြည့်စုံအောင်ဖြေပါ။

1.



He will brush his teeth.

2.



She _____ an ice-cream.

3.



_____ juice.

4.



_____ a bus.

5.



_____ football.

IV. Write 3 sentences on what you will do tomorrow.

မနက်ဖြန်တွင် သင်ဆောင်ရွက်မည့် အကြောင်းအရာ ၃ ခုကို ရေးပါ။

UNIT - 21

Adverbs (1)



He is shouting **loudly**.



He reads **silently**.



The snail moves **slowly**.



She is dancing **happily**.



He is eating **greedily**.



They are playing **noisily**.



Please come **quickly**.

ACTIVITIES

Listening Skills

I. Listen and tick (✓) or cross (✗).

နားထောင်ပြီး အမှန်(✓) သို့မဟုတ် အမှား(✗)ခြစ်ပါ။ (ဆရာဖတ်ရမည့်ဝါကျများကို ဆရာကိုင်တွင် ဖော်ပြထားပါသည်။)

1. ☐ 2. ☐ 3. ☐ 4. ☐ 5. ☐

Reading Skills

II. Read the paragraph and circle the adverbs.

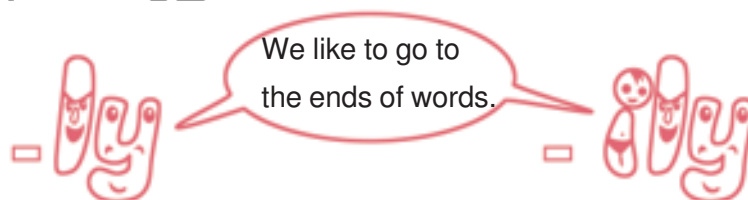
စာပိုဒ်ကိုဖတ်၍ ကြိုယာဝိသေသနများကို ဝိုင်းပါ။

Yesterday was our holiday. Our mother brought us to the zoo. We went there on foot happily. When we reached the zoo, we ran quickly to the monkeys' house. Some were playing noisily and some were eating the bananas greedily. The lion roared angrily as we teased him. We had snack and cold drinks hungrily. After that we came back home walking slowly.

Writing Skills

III. Put -ly or -ily.

-ly သို့မဟုတ် -ily ဖြည့်ပါ။



loud _____
quick _____
slow _____
silent _____
polite _____
proud _____

happy _____
heavy _____
angry _____
lazy _____
busy _____
hungry _____

IV. Fill in the blanks with correct word form.

မှန်ကန်သော စကားလုံးပုံစံဖြင့်ဖြည့်ပါ။

1. (quick) Kyaw Kyaw is running _____.
2. (polite) Mg Mg speaks _____ to the old man.
3. (loud) The boys are singing _____ in the class.
4. (happy) Children are playing _____ under the tree.
5. (angry) U Ba is shouting _____.

⇒ ⇒ ⇒ ⇒ ⇒

UNIT - 22

Adverbs (2) always, usually, sometimes, never

Read Bo Bo's sentences.

What does my father do every day?

1. He usually gets up at 5 o'clock.
Sometimes he gets up at 6 o'clock.
2. He always has coffee for breakfast.
He never has tea. He doesn't like tea.
3. He usually eats fried rice for breakfast.
Sometimes he eats mokehinga.
4. He usually leaves his house at 6 o'clock.
Sometimes he leaves at 7 o'clock.



never	sometimes	usually	always
0%	40%	80%	100%

ACTIVITIES

Reading Skills

- I. Read the passage and put a tick (✓) in the correct box.

စာပိုဒ်ကိုဖတ်ပြီး မှန်သောစကားလုံးရှေ့တွင် အမှန်(✓)ခြစ်ပါ။

My mother always gets up early. She usually cooks for us. She sometimes goes to the market with me. She always tells me to study hard. She never goes to bed early.

1. Mother _____ gets up early.

☐ always ☐ sometimes ☐ usually ☐ never

2. She _____ cooks for us.

☐ always ☐ sometimes ☐ usually ☐ never

3. She _____ goes to the market with me.

☐ always ☐ usually ☐ never ☐ sometimes

4. She _____ tells me to study hard.

☐ usually ☐ always ☐ sometimes ☐ never

5. She _____ goes to bed early.

☐ usually ☐ always ☐ sometimes ☐ never

Writing Skills

- II. Rewrite the following passage by using “*always, usually, sometimes, never*”.

အောက်ပါစာပိုဒ်ကို “ ***always, usually, sometimes, never*** ” ကို အသုံးပြု၍ ပြန်ရေးပါ။

I am Khin Khin. I (100%) go to school on foot. I (40%) go to school by bicycle. I (0%) go to school with Mon Mon. I (80%) bring my umbrella to school. I (0%) eat in class. I (100%) do my homework. I am (0%) late for school.

- III. Look at Mg Mg’s activities in the calendar. Fill in the blanks with “*always, usually, sometimes, never*”.

မောင်မောင်၏ တစ်လတာဆောင်ရွက်မှုပြက္ခဒိန်ကိုကြည့်၍ ကွက်လပ်တွင် “ ***always, usually, sometimes, never*** ” သင့်လျော်ရာဖြည့်ပါ။

SUNDAY	MONDAY	TUESDAY	WEDNESDAY	THURSDAY	FRIDAY	SATURDAY
	1 goes to school	2 sleeps at 10 o'clock	3	4 swims	5	6
7 stays at home	8 goes to school	9 sleeps at 9 o'clock	10	11	12	13
14 stays at home	15 goes to school	16 sleeps at 10 o'clock	17	18 swims	19	20
21 stays at home	22 goes to school	23 sleeps at 10 o'clock	24	25	26	27
28 stays at home	29 goes to school	30 sleeps at 10 o'clock				

1. Mg Mg _____ goes to school on Monday.
2. Mg Mg _____ sleeps at 10 o'clock.
3. Mg Mg _____ goes to school on Sunday.
4. Mg Mg _____ swims on Thursday.
5. Mg Mg _____ stays at home on Sunday.

Listening Skills

IV. Listen and choose the correct words.

နားထောင်၍ ရွေးချယ်ပါ။ (ဆရာမက ဆရာကိုင်တွင် ဖော်ပြထားသော စာပိုဒ်ကို (၂)ကြိမ် သို့ (၃)ကြိမ်ခန့် ဖတ်ပြပါ။)

1. (always/usually) Htet Htet _____ gets up at 7 o'clock.
2. (never/ sometimes) Htet Htet is _____ late for school.
3. (sometimes/never) Htet Htet _____ eats makehinga.
4. (usually/ always) Htet Htet _____ brushes her teeth.

Speaking Skills

V. Tell your partner about what you “*always do, usually do, sometimes do, never do*” in your daily life.

နှစ်ယောက် တစ်တွဲစီ ‘အမြဲတမ်း၊ များသောအားဖြင့်၊ တစ်ခါတစ်ရံ၊ ဘယ်တော့မှ’ စကားလုံးတို့ကိုအသုံးပြု၍ ဝါကျလေးကြောင်းစီ အပြန်အလှန်ပြောပါ။






⇒ ⇒ ⇒ ⇒ ⇒




UNIT - 23

What time is it?

Listen and repeat.

What time is it?

A	B	C	D	E
				
It's five o'clock.	It's eight o'clock	It's eleven o'clock.	It's nine o'clock.	It's twelve o'clock.

F	G	H
		
It's half past eleven	It's a quarter to five.	It's a quarter past two.

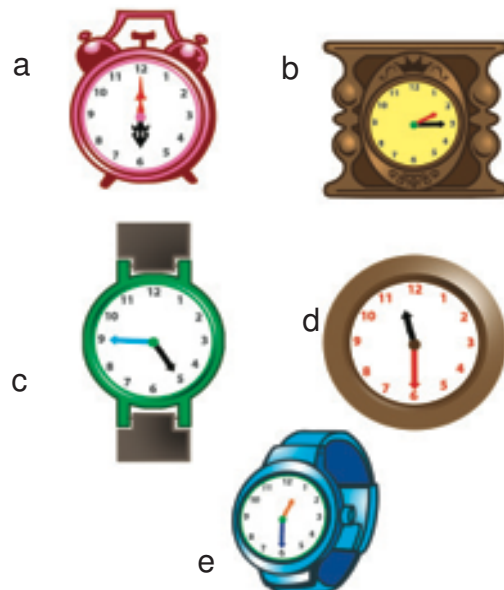
ACTIVITIES

Reading Skills

I. Read and match.

ဖတ်၍ ယှဉ်တွဲပါ။




- It's a quarter to five.
- It's half past twelve.
- It's six o'clock.
- It's half past eleven.
- It's a quarter past two.



Writing Skills

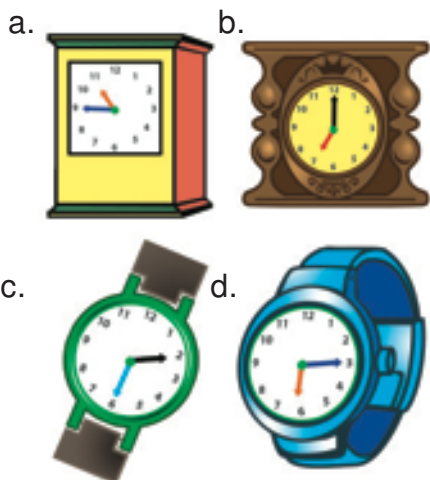
II. Rearrange and write.

စာကြောင်းများကိုအစီအစဉ်အတိုင်းမှန်ကန်စွာပြန်ရေးပါ။



III. Look and write.

ကြည့်၍ရေးပါ။



What time is it?

a. It's a quarter to eleven. _____

b. It's _____






c. _____

d. _____

Listening and Speaking Skills

IV. Look at the pictures. Ask and answer the questions in pair as in example.

ရုပ်ပုံကို ကြည့်၍ နှစ်ယောက်တစ်တွဲ အပြန်အလှန် အမေးအဖြေပြုလုပ်ပါ။

e.g.		Student A: What time is it? Student B: It is half past four.
1.		2. 
3.		4. 

V. Listen and choose.

ဆရာက အချိန်ကိုပြောပါ။ ကျောင်းသားများက ဆရာပြောသည်ကိုနားထောင်၍ (✓)လုပ်ပါ။

1. (a)



(b)



2. (a)



(b)



3. (a)



(b)



UNIT - 24

A week days

Read

Monday, Tuesday, Wednesday, Thursday and Friday are week days.
Saturday and Sunday are week-end days.

Read

Nilar's busy week

Activities	Week days
She goes to the market.	on Monday.
She cleans the bedroom.	on Tuesday.
She does all her washing.	on Wednesday.
She waters the plants.	on Thursday.
She sweeps all the room.	on Friday.
Activities	Week-ends
She reads magazines.	on Saturday.
She swims.	on Sunday.

ACTIVITIES

Reading and Writing Skills

I. Read and tick (✓) .

ဖတ်၍ အမှန်(✓)ခြစ်ပါ။

Cho Tuu goes to the market on Mondays. On Tuesdays she cleans the house. She plays with her friends on Wednesdays. On Thursdays she helps her mother and has dinner with her family. She studies her NFPE lessons on Fridays. She washes her clothes on Saturdays. She watches TV on Sundays.

Activities	Mondays	Tuesdays	Wednesdays	Thursdays	Fridays	Saturdays	Sundays
goes to the market	✓						
washes clothes							
studies lessons							
helps mother							
watches TV							
plays with friends							
cleans the house							
has dinner							

II. Look at the chart. Answer the questions as in No.(1).

ဇယားကိုကြည့်၍ အောက်ပါမေးခွန်းများကို ဖြေပါ။

1. When does Cho Tuu go to the market?

Cho Tuu goes to the market on Mondays.

2. When does she clean the house?

3. When does she play with her friends?

4. When does she help her mother?

5. When does she watch TV?

Listening Skills

III. Listen and tick (✓) .

နားထောင်ပြီး(✓)လုပ်ပါ။ ဆရာရွတ်ဆိုမည့်ဝါကျများကို ဆရာလမ်းညွှန်တွင် ဖော်ပြထားပါသည်။

1.(a) On Mondays

☐

(b) On Sundays

☐

2.(a) On Thursdays

☐

(b) On Tuesdays

☐

3.(a) On Wednesdays

☐

(b) On Fridays

☐

4.(a) On Sundays

☐

(b) On Saturdays

☐

5.(a) On Wednesdays

☐

(b) On Mondays

☐

6.(a) On Thursdays

☐

(b) On Tuesdays

☐

Speaking Skills

IV. Speak in pair as in example.

ဥပမာ၌ ဖော်ပြထားသကဲ့သို့နှစ်ယောက်တစ်တွဲ အပြန်အလှန် မေးဖြေပါ။

e.g. Student A: What do you do on Mondays?

Student B: I clean my house on Mondays.

⇒ ⇒ ⇒ ⇒ ⇒

UNIT - 25

What/ Whose/ Where/ When/ How



Classroom

What are the students doing?

They are reading.

Whose desk is near the window?

Su Su's desk is near the window.

Where is the clock?

The clock is on the wall.

When does the class begin?

The class begins at 9 o'clock.

How is it raining?

It is raining heavily.

ACTIVITIES

Reading and Writing Skills

I. Look at the picture and fill in the blanks with these words.

ရုပ်ပုံကိုကြည့်၍ ပေးထားသော မေးခွန်းစကားလုံးများကို ဝါကျတွင် ဖြည့်ပါ။

What

When

Where

Whose



Mg Mg's bedroom

1. _____ are on the table?
2. _____ is the ball?
3. _____ is Mg Mg sleeping?
4. _____ does he usually go to bed?
5. _____ room is dirty?

II. Read and match.

ဖတ်၍ ယှဉ်တွဲပါ။

- | | |
|--|---|
| 1. What does Thiha like? | (a) Thiha's books are on the table. |
| 2. What does Thiha do every day? | (b) Thiha likes banana. |
| 3. Where are Thiha's books? | (c) This is Thiha's pencil. |
| 4. When does Thiha get up every morning? | (d) Thiha plays football every day. |
| 5. Whose pencil is this? | (e) He goes to school on foot. |
| 6. How does Thiha go to school? | (f) Thiha gets up at six o'clock every morning. |

Listening and Speaking Skills

III. Ask and answer in pair by using the following table.

ပေးထားသောဇယားကို အသုံးပြု၍ နှစ်ယောက်တစ်တွဲ အပြန်အလှန် အမေး၊ အဖြေ ပြုလုပ်ပါ။

A	B
1. _____ is your name?	My name is _____.
2. _____ do you live?	I live in _____.
3. _____ do you usually get up?	I usually get up _____.
4. _____ do you come to the center?	I come to the center _____.
5. _____ desk is near you?	_____ desk is near me.



UNIT - 26

Reading passage

- I. Read and number the sentences from 1-6 according to the story.

စာပိုဒ်ကိုဖတ်၍ ဖြစ်ရပ်များကို ရှေ့နောက် အစီအစဉ်ကျအောင်ရေးပါ။

Mother Bird lays eggs. It sits on them. Soon the eggs are hatched. Mother Bird is happy. Then she looks for worms. She feeds the birdies with the worms.

- ___ 4 ___ Mother Bird is happy.
 ___ She feeds the birdies with the worms.
 ___ Mother Bird lays eggs.
 ___ Soon the eggs are hatched.
 ___ It sits on them.
 ___ Then she looks for worms.

- II. Read and complete the chart.

ဖတ်၍ဇယားတွင်ဖြည့်ပါ။

I have two brothers and one sister. My brothers are Ko Ko and Nyi Nyi. My sister is Phyu Phyu. Ko Ko is fourteen years old. Nyi Nyi is twelve and Phyu Phyu is ten. Ko Ko likes football and Nyi Nyi likes swimming. My sister likes badminton.

Name	How old is he/she?	Which sport does he/she like?
Ko Ko		
		swimming
	ten years old	

- III. Read and answer.

ဖတ်၍ဖြေပါ။

The fisherman goes to sea early in the morning. He catches fish by throwing his fishnet into the sea. He sells his fish in the market. Many people buy his fish because they are fresh.

(A) Choose and tick (✓).

ရွေး၍ အမှန် (✓) ခြစ်ပါ။

- | | | |
|-----|--|--------------------------|
| (1) | The fisherman goes to sea. | <input type="checkbox"/> |
| | The fisherman goes to school. | <input type="checkbox"/> |
| (2) | He catches fish by throwing his fishnet. | <input type="checkbox"/> |
| | He catches fish by using fishing rod. | <input type="checkbox"/> |
| (3) | He sells his fish in the street. | <input type="checkbox"/> |
| | He sells his fish in the market. | <input type="checkbox"/> |
| (4) | Many people buy his fish because they are cheap. | <input type="checkbox"/> |
| | Many people buy his fish because they are fresh. | <input type="checkbox"/> |

(B) Answer the questions.

မေးခွန်းများကိုဖြေပါ။

- (1) Who goes to sea?

- (2) What does he catch?

- (3) Where does he sell fish?

- (4) When does he go to the market?

- (5) How does he catch fish?

IV. Rearrange the sentences into a paragraph.

ဝါကျများကို အစီအစဉ်အတိုင်းစီ၍ စာပိုဒ်ပုံစံရေးပါ။

- He comes back home in the evening.
- He goes to the farm.
- A farmer gets up early in the morning.
- He has lunch.
- He grows the paddy after lunch.
- He ploughs the field.

⇒ ⇒ ⇒ ⇒ ⇒

UNIT - 27

Myself

Read:

Name: Nwe Nwe Tun

Age: 12

Address: Bago

NFPE Level: 2

Father's name: U Naing Tun

Mother's name: Daw Than Myint

Guardian's name: U Tun Kyi

Number of brothers and sisters: two brothers and two sisters

Like: singing, dancing, taking photos



My name is Nwe Nwe Tun. I am twelve years old. I live in Bago. I am in NFPE Level 2. My father is U Naing Tun. My mother is Daw Than Myint. My guardian is U Tun Kyi. I have two brothers and two sisters. I like singing, dancing and taking photos.

ACTIVITIES

Writing Skills

I. Fill in the form about yourself.

ပုံစံတွင် ဖြည့်ပါ။

Myself

Name:	_____
Age:	_____
Address:	_____
NFPE Level:	_____
Father's name:	_____
Mother's name:	_____
Guardian's name:	_____
Number of brothers and sisters:	_____
Like:	_____

Reading Skills

II. Read and match.

ဖတ်၍ ယှဉ်တွဲပါ။

- | | |
|---|----------------------------------|
| 1. What is your name? | (a) Daw Mi Mi |
| 2. What is your address? (or)
Where do you live? | (b) Aung Min |
| 3. Who is your father? | (c) Myo-ma Quarter, Thahton |
| 4. Who is your mother? | (d) U Aye Mg |
| 5. How many brothers and
sisters do you have? | (e) Level 2 |
| 6. How old are you? | (f) two brothers and two sisters |
| 7. Which level are you in? | (g) reading |
| 8. What do you like doing? | (h) twelve years old |

Listening and Speaking Skills

III. Pair work: Ask and answer in pair by using questions in No. II.

နံပါတ် ၂ ၌ ဖော်ပြထားသော မေးခွန်းများကို အသုံးပြု၍ နှစ်ယောက်တစ်တွဲ အပြန်အလှန် မေးပါ။ ဖြေပါ။

e.g. Student A: What is your name?
Student B: My name is Aung Min.

IV. Write about yourself.

သင့်အကြောင်းရေးပါ။

Myself


⇒ ⇒ ⇒ ⇒ ⇒

UNIT - 28

Daily Usage

Read:

	Clinic	ဆေးပေးခန်း
	Dosage	ဆေးအညွှန်း
	As prescribed by the physician	ဆရာဝန်ညွှန်ကြားချက်အရ
	Shake before drinking.	ဆေးမသောက်ခင် ပုလင်းကိုလှုပ်ပါ။
	Keep firmly close.	အဖုံးကို တင်းကြပ်စွာပိတ်ပါ။
	Tightly recap after use.	အသုံးပြုပြီးနောက် အဖုံးကို တင်းကြပ်စွာပိတ်ပါ။

	<p>Always keep container tightly closed.</p>	<p>အသုံးပြုပြီးနောက် အမြဲတမ်း အဖုံးကို တင်းကြပ်စွာပိတ်ပါ။</p>
---	--	---

	<p>Caution</p>	<p>သတိပြုရန်</p>
	<p>Poison</p>	<p>အဆိပ်</p>
	<p>Expiry date</p>	<p>သက်တမ်းကုန်ဆုံးရက်</p>
	<p>Not to be taken orally.</p>	<p>သောက်ရန်မဟုတ်</p>
	<p>External use/ For external use only</p>	<p>လိမ်းရန်သာ</p>
	<p>Do not eat.</p>	<p>မစားရ။</p>
	<p>Store/ Place in a dry place.</p>	<p>ခြောက်သွေ့သောနေရာတွင် ထားပါ။</p>

	Store/ Place in a cool place.	အေးမြသောနေရာတွင် ထားပါ။
	Store/ Place in a clean, dry and cold place.	သန့်ရှင်း၊ ခြောက်သွေ့၊ အေးမြသောနေရာတွင်ထားပါ။
	Store at temperatures not exceeding 30° C.	အပူချိန် ၃၀ ဒီဂရီစင်တီဂရိတ် ထက်မပိုသောနေရာတွင်ထားပါ။
	Store away from flames.	မီးနှင့် ဝေးရာတွင် ထားပါ။
	Highly flammable	မီးလောင်လွယ်သည်။
	Danger	အန္တရာယ်ရှိသည်။
	Moisture Absorbent	စိုထိုင်းဆ ထိန်းသိမ်းသောအရာ
	Keep out of reach of children.	ကလေးများနှင့် လက်လှမ်းမမီသည့်နေရာတွင်ထားပါ။

	Entrance	ဝင်ပေါက်
	No Entry	မဝင်ရ
	In	အဝင်
	Out	အထွက်
	Exit	ထွက်ပေါက်
	Emergency Exit	အရေးပေါ်ထွက်ပေါက်
	Emergency use	အရေးပေါ် အသုံးပြုရန်
	Fire	မီး
	No smoking	ဆေးလိပ်မသောက်ရ
	Drug free zone	မူးယစ်ကင်းစင်











	Pull	ဆွဲပါ။
	Push	တွန်းပါ။
 Not For Sale	Not for sale	မရောင်းရ။
20 % off	Discount	လျှော့ဈေး
	Toilet	အများသုံးသန့်စင်ခန်း (အိမ်သာ)
	Ladies/Female	အမျိုးသမီးများသာ
	Gentlemen/Male	အမျိုးသားများသာ

Activities

Listening and Speaking Skills.

I. Listen, tick(✓) and say.






နားထောင်၍ အမှန်(✓)ခြစ်ပြီး ပြောပါ။

1.(a)		<input type="checkbox"/>	(b)		<input type="checkbox"/>
2.(a)		<input type="checkbox"/>	(b)		<input type="checkbox"/>
3.(a)		<input type="checkbox"/>	(b)		<input type="checkbox"/>
4.(a)		<input type="checkbox"/>	(b)		<input type="checkbox"/>
5.(a)		<input type="checkbox"/>	(b)		<input type="checkbox"/>

Reading Skills

II. Read and match.

ဖတ်၍ ယှဉ်တွဲပါ။

1.	danger	1.	
2.	No smoking	2.	
3.	poison	3.	
4.	Keep out of reach of children.	4.	
5.	Store away from flames.	5.	

⇒ ⇒ ⇒ ⇒ ⇒

ကုလသမဂ္ဂကလေးများရန်ပုံငွေအဖွဲ့ (မြန်မာ) ကပုံနှိပ်ပြီး
ကျောင်းပြင်ပမူလတန်းပညာရေး ဗဟိုအဆင့်လုပ်ငန်းကော်မတီက
အခမဲ့ဖြန့်ဝေသည်။