

THE GOVERNMENT OF THE REPUBLIC OF THE UNION OF MYANMAR

MINISTRY OF EDUCATION

READER ONE

(GRADE-2)

BASIC EDUCATION CURRICULUM AND
TEXTBOOK COMMITTEE



**THE GOVERNMENT OF
THE REPUBLIC OF THE UNION OF MYANMAR
MINISTRY OF EDUCATION**

READER ONE

GRADE 2

**BASIC EDUCATION CURRICULUM, SYLLABUS AND
TEXTBOOK COMMITTEE**

၂၀၁၅-၂၀၁၆

၂၀၁၄ ခုနှစ်၊ အောက်တိုဘာလ၊ အုပ်စု-၁၇၀၀၀၀
၂၀၁၅-၂၀၁၆ ပညာသင်နှစ်

စာခြေခံပညာ သင်ရိုးညွှန်းတမ်း၊ သင်ရိုးမာတိကာနှင့်
ကျောင်းသုံးစာအုပ်ကော်မတီ၏ မူပိုင်ဖြစ်သည်။

FOREWORD

1. Introduction

This book and the teacher's manual are for Grade 2.

2. Organization of the Book

The book contains 21 lessons including 21 structural items. Illustrations are provided for the words and sentences in each lesson. So, students can easily understand and enjoy these lessons. The English numerals 1 to 10 in number as well as in words are given with respective picture illustrations.

At the end of the lessons, songs and rhymes are given for students' pleasure and oral fluency.

3. Objectives

All pupils must be taught and trained to be able to:

- (1) know and recognize the basic sentence patterns,
- (2) read aloud for correct pronunciation and correct stress, rhythm and intonation, and comprehension,
- (3) develop clear, well-formed and fluent handwriting and
- (4) read and write the English numerals 1 to 10.

Note:

- (1) Attention should be given on reading aloud.
- (2) Must pay constant attention to the teaching and training of handwriting.
- (3) Do the given exercises orally several times before asking the students to write.

4. Time Allocation

For Grade 2, the number of periods per week allocated to English is 4. Since the total number of actual teaching weeks in one academic year is 36, distribution of time will be 144 periods and 72 hours for the whole text.

Detailed time allocation for Grade 2 is as follows:

No.	Lesson	Teaching Period
1	Lesson 1 a....., an.....	4
2	Lesson 2 It is a/an...	6
3	Lesson 3 I am...	4
4	Lesson 4 You are...	5
5	Lesson 5 This is...	5
6	Lesson 6 He/ She is...	4
7	Lesson 7 I have a... He/ She has a...	6
8	Lesson 8 My...	6
9	Lesson 9 Your...	4
10	Lesson 10 His/Her...	4
11	Lesson 11 What is your/my/his name?	5
12	Lesson 12 What is it?	6
13	Lesson 13 What is this?	6
14	Lesson 14 Is it...? Yes,..... No,.....	5
15	Lesson 15 Is this...? Yes, it is. No, it is not.	4
16	Lesson 16 Is he/she a...? Yes, he/she is. No, he/she is not.	4
17	Lesson 17 It is not a..... He is not a.....	6
18	Lesson 18 I am ...ing.	8
19	Lesson 19 yellow, green, white, black, blue, red, brown	6
20	Lesson 20 Numerals	4
21	Lesson 21 Songs and Rhymes	18
	Total Teaching Period	120
	Reserved Teaching Period	24
	Total	144

Note: Reserved teaching periods are for the lessons which need more time.

5. Conclusion

All primary teachers are reminded to constantly keep in sight the objectives enumerated above, to read thoroughly the teacher's manual and follow the directions given there, and finally, to bear in mind that the teaching of English to the children should focus on (a) correct pronunciation and (b) systematic mechanics of writing.

CONTENTS

1. Lesson 1	a _____, an _____.	1
2. Lesson 2	It is a/an _____.	5
3. Lesson 3	I am _____.	9
4. Lesson 4	You are _____.	13
5. Lesson 5	This is _____.	15
6. Lesson 6	He/She is _____.	17
7. Lesson 7	I have a _____.	19
	He/She has a _____.	
8. Lesson 8	My _____.	21
9. Lesson 9	Your _____.	23
10. Lesson 10	His/Her _____.	25
11. Lesson 11	What is your/my/his name?	27
12. Lesson 12	What is it?	29
13. Lesson 13	What is this?	31
14. Lesson 14	Is it _____? Yes, _____. No, _____.	33
15. Lesson 15	Is this _____?	35
	Yes, it is.	
	No, it is not.	
16. Lesson 16	Is he/she a _____?	37
	Yes, he/she is.	
	No, he/she is not.	
17. Lesson 17	It is not a _____.	39
	He is not a _____.	
18. Lesson 18	I am _____ ing.	41
19. Lesson 19	yellow, green, white, black blue, red, brown	43
20. Lesson 20	Numerals	45
21. Lesson 21	Songs and Rhymes	46

Lesson 1

a — , an —

a bag



a cat

an apple



an orange

a A



apple




bag



cat

a box



a cup

a desk



b B



book



ball



box

Lesson 2

It is a/an_____.

It is a car.



It is a dog.



It is an aeroplane.

c C



car



cat



cup



It is a doll.



It is a pencil.



It is a fish.



It is a fly.



It is a flower.



It is a glass.



It is an egg.

d D



doll



desk



dog

Lesson 3

I am _____.



I am Tun Tun.



I am Su Su.

I am Kyaw Kyaw.



I am Aye Aye.



e E



egg



desk



pencil



I am Tun Tun.
I am a boy.

I am Su Su.
I am a girl.



I am Kyaw Kyaw.
I am a boy.



I am Aye Aye.
I am a girl.

f F



fly



fish



flower

Lesson 4 You are _____.



I am Tun Tun.



You are Su Su.



I am Su Su.



You are Tun Tun.


I am a boy.
You are a girl.



I am a girl.
You are a boy.



g G



glass



girl

Lesson 5 This is _____ .

This is Su Su.
This is Tun Tun.



This is Kyaw Kyaw.
This is Aye Aye.





This is a man.



This is a woman.



This is a house.



This is a picture.



This is a hen.



This is a pig.

h H



Lesson 6 | **He/She is _____.**



This is Tun Tun.
He is a boy.



This is Su Su.
She is a girl.



This is Kyaw Kyaw.
He is a boy.



This is Aye Aye.
She is a girl.



This is Daw Thein.
 She is a woman.
 She is a teacher.

i I



pig



fish



picture

Lesson 7

I have a ____ . He/She has a ____ .

I have a pen. He has a pencil.



I have a banana. He has an ice-cream.



I have a kite. He has an aeroplane.



I have a lamp. He has a jug.



I have a bell. She has a flower.



I have a boat. She has a baby.



j J



Lesson 8 My _____ .

My name is Toe Toe.



This is my head.



my arm



my leg



my finger



my hand

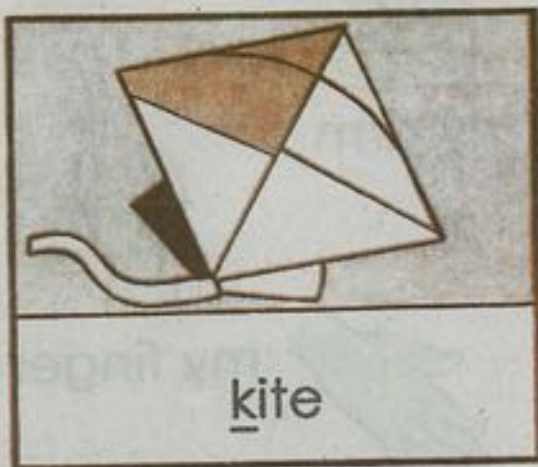


my foot



My name is Toe Toe.

k K



kite

Lesson 9 | Your _____.

This is my chair.



This is your chair.



This is my desk.



This is your desk.



This is my umbrella.



This is your umbrella.



This is my shoe.

This is your shoe.




L L




Lesson 10 His/Her _____.

This is Zaw Zaw.



This is his kite.

This is Tun Tun.



This is his father.

This is his mother.


This is Su Su.



This is her father.

This is her mother.

m M



mouth



man



Su Sù
and her mother.

Lesson 11

What is your name?
my
his

What is your name?



My name is Tun Tun.



What is my name?



Your name is Su Su.



What is his name?



His name is U Chit.



n N



Lesson 12 | What is it?

What is it?



It is a fish.

What is it?



It is a car.

What is it?




It is a clock.

What is it?



It is a pocket.

What is it?




It is a blackboard.

What is it?



It is a tree.



orange



clock



pocket

Lesson 13 What is this?




What is this?
It is a pencil.



What is this?
It is a pen.





What is this?
It is a duster.



What is this?

It is a ship.

p P



Lesson 14**Is it _____?****Yes, _____. No, _____.**

Is it a desk?
Is it a chair?



Is it a pig?
Is it a cat?



Is it a flower?
Is it a glass?



Is it a pen?
Is it a pencil?



Is it a cup?
Is it a clock?



Is it a hen?
Is it a fish?



Is it a bird?
Is it an aeroplane?



Is it an egg?
Is it a bird?



Is it a leg?
Is it a foot?



Is it an arm?
Is it a hand?

q Q



Lesson 15

Is this _____?

Yes, it is. No, it is not.



Is this a pencil?

No, it is not.

Is this a duster?

No, it is not.

Is this a ruler?

Yes, it is.



Is this a cup?

No, it is not.

Is this a glass?

No, it is not.

Is this a knife?

Yes, it is.

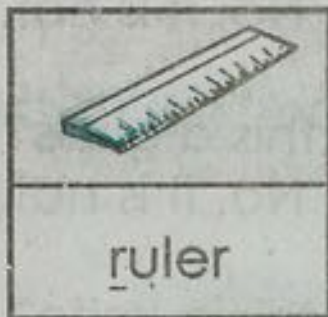


Is this a ship?
No, it is not.

Is this a house?
No, it is not.

Is this a school?
Yes, it is.

r R



Lesson 16 | Is he/she a _____?



Is he a postman?

No, he is not.

Is he a teacher?

No, he is not.

Is he a policeman?

Yes, he is.



Is he a policeman?

No, he is not.

Is he a teacher?

No, he is not.

Is he a postman?

Yes, he is.

Yes, he/she is.
No, he/she is not.




Is she a girl?
No, she is not.

Is she a policewoman?
No, she is not.

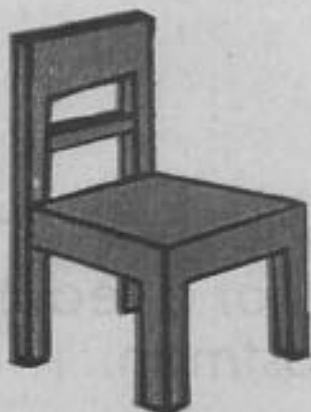
Is she a teacher?
Yes, she is.

s S



school

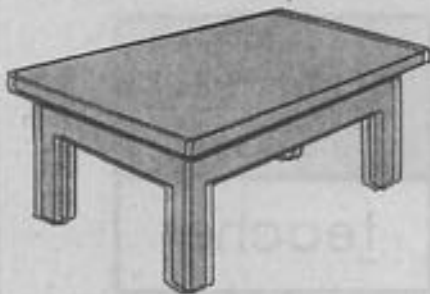
Lesson 17 It is not a _____.



Is this a table?
No, it is not a table.
It is a chair.



Is this a table?
No, it is not a table.
It is a television.



Is this a chair?
No, it is not a chair.
It is a table.

He is not a _____.



Is he a teacher?
No, he is not a teacher.
He is a postman.

t T



table



television



teacher

Lesson 20 | **I am _____ ing.**

I am drawing.



I am writing.



I am walking.



I am running.



I am reading.



I am pointing.



I am standing up.



I am sitting down.



I am jumping.



I am clapping.



I am opening
the door.



I am shutting the door.



I am opening
the window.



I am shutting
the window.

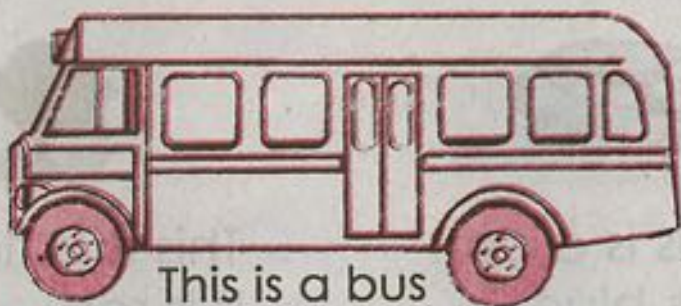


v V



village

Lesson 23 yellow, green, white, black



This is a bus.
It is yellow.



This is an umbrella.
It is green.



This is a cup.
It is white.



This is an apple.
It is red.



This is a bird.
It is black.

blue, red, brown



This is a car.
It is blue.



This is a flower.
It is red.



This is a table.
It is brown.



This is a chair.
It is brown.

W W



Woman













Window



Walking

Lesson 25**Numerals**

	1	one
	2	two
	3	three
	4	four
	5	five
	6	six
	7	seven
	8	eight
	9	nine
	10	ten

1. GATHERING THE EGGS

Down on the farm, gathering the eggs
Chasing away, the old red hen
How many eggs did you find?
TWO, FOUR, SIX, EIGHT, TEN.

2. HOW OLD ARE YOU?

Tommy, Tommy, how old are you today?
I'm five years old.
ONE, TWO, THREE, FOUR, FIVE.

3. BLACK-EYED SUSAN

Black-eyed Susan, black-eyed Susan,
How are you? How are you?
Very well, I thank you,
Very well, I thank you,
How are you? How are you?

4. ARE YOU SLEEPING?

— Are you sleeping? Are you sleeping?
Brother John, brother John.
Wedding bells are ringing,
Wedding bells are ringing,
Ding, ding, dong, ding, ding, dong.

5. TWINKLE, TWINKLE LITTLE STAR

Twinkle, twinkle little star,
How I wonder what you are.
Up above the world so high,
Like a diamond in the sky.
Twinkle, twinkle little star,
How I wonder what you are.

6. MY HEAD, MY SHOULDERS

(My head, my shoulders,
my knees, my toes) ²
*And we all clap hands together.
(My chin, my elbow,
my hips, my feet) ²
*Repeat
(My eyes, my ears,
my nose, my mouth) ²
*Repeat

